

Cert. No. : ACL21063
Pages : 1 of 8

Calibration Certificate

Equipment : SOUND LEVEL METER
Manufacturer : RION
Model : NL-42 / Microphone IIC-52 / Preamplifier NII-24
Serial No. : 01122567 / 143473 / 22605
ID No. : RYG_FS0016

Condition As Found : GOOD

Customer : ALS LABORATORY GROUP (THAILAND) CO.,LTD.
104 PHATTHANAKAN 40, PHATTHANAKAN ROAD,
KHWAENG PHATTHANAKAN, KHET SUAN LUANG,
BANGKOK, 10250 THAILAND.

Location :
Ambient Temperature : (23.0 ± 3) °C
Pressure : (101.3 ± 3) kPa
Relative Humidity : (50.0 ± 20) %

Received Date : 22 JUNE 2021
Calibration Date : 28-30 JUNE 2021
Date of Issue : 05 JULY 2021



Calibrated by : Nathakorn Pisutpaisan

Approved by :

T. Petchur
(Thanakul Petchurai)

This certificate is issued in accordance with the requirements of ISO/IEC 17025 standard, may not be reproduced
other than in full, except with the prior written approval of the head of Calibration Laboratory.

QF-TS12-04-04-020664

Continuation of Calibration Certificate

Cert. No. : ACL21063
Job No. : VC64AC0048
Pages : 2 of 8

Calibration Procedure : CP-AC-01

Calibration Method :

This equipment was calibrated by based on IEC-61672-3 (2013) Standard for sound level meter (SLM).
The SLM had tests to Acoustical and Electrical signal tests of frequency weighting with Anechoic chamber and Reference
Standard Instruments.
For tests results of each items were made by observation of each Instruments display and also with SLM's display.

Condition of this result of calibration :

1. Reference Standard Instruments :

Instrument	Model	Serial No.	Cert. No.	Due Date
Waveform Generator	33210A	MY48017076	EF0012-21	10-Feb-22
Waveform Generator	33511B	MY52302742	EF0011-21	10-Feb-22
Digital Multimeter	33461A	MY53220104	EEL_BP_05/0264	10-Feb-22
Digital Multimeter	33461A	MY53220076	EEL_BP_03/0264	08-Feb-22
Digital Multimeter	33461A	MY53220116	EEL_BP_04/0264	10-Feb-22
Programmable Attenuator	MAT-1070	62100114	1500-07774E	08-Mar-22
Condenser Microphone	4180	2977900	AA-1008-21	05-Feb-22
Measuring Amplifier	NA-42KA1	J4560495	AA-3003-21	16-Feb-22

2. This result of calibration was found accurate as shown on date and place of calibration for this calibrated item only.

3. This certificate is traceable to the international system of unit maintained at :

3.1 National Institute of Metrology (Thailand).

3.2 Thailand Institute of Scientific and Technological Research (TISTR).

QF-TS12-04-04-020664

Continuation of Calibration Certificate

Cert. No. : ACL21063
Job No. : VC64AC0048
Pages : 3 of 8

Summary of Measurement Result :

Parameter	Pass	Fail	Uncertainty (dB)	Maximum-permitted uncertainty of measurement (dB)
1. Absolute sensitivity	✓	-	0.2	N/A
2. Self-generated noise	✓	-	0.2	N/A
3. Acoustical signal tests of frequency weightings				
125 Hz	✓	-	0.3	0.6
1000 Hz	✓	-	0.3	0.6
8000 Hz	✓	-	0.3	0.7
4. Electrical signal tests of frequency weightings				
For 10 Hz to 4 kHz	✓	-	0.3	0.6
For > 4 kHz to 10 kHz	✓	-	0.3	0.7
For > 10 kHz to 20 kHz	-	-	-	1.0
5. Frequency and time weightings at 1 kHz	✓	-	0.2	0.2
6. Long-term stability	✓	-	0.1	0.1
7. Level linearity on the reference level range	✓	-	0.2	0.3
8. Level linearity including the level range control	✓	-	0.2	0.3
9. Tone burst response	✓	-	0.2	0.3
10. Peak C sound level	✓	-	0.2	0.35
11. Overload indication	✓	-	0.2	0.25
12. High level stability	✓	-	0.1	0.1

QF-TS12-04-04-020664

Continuation of Calibration Certificate

Cert. No. : ACL21063
Job No. : VC64AC0048
Pages : 4 of 8

Result of calibration :

1. Absolute sensitivity

Reference Acoustic Signal (dB)	Measured Value (dB)	Deviation (dB)	Acceptance Limit (dB)
93.9 (93.96)	93.9	0.0	±0.3

2. Self-generated noise

2.1 Normal test

Measured Value (dB)
15.1

2.2 The microphone of the sound level meter was replaced by electrical signal input device.

Frequency Weighting	Measured value (dB)
A-weight	12.0
C-weight	18.3
Flat	24.0

3. Acoustical signal tests of frequency weightings

Meter free-field acoustic response at a level of 84 dB

Frequency (Hz)	Deviation from various frequency weighting response curve (dB)			
	Flat	C-weight	A-weight	Acceptance Limit
125	0.4	0.5	0.5	±1.5
1000	0.0	0.0	0.0	±1.0
8000	-1.0	-0.9	-0.9	±5.0

QF-TS12-04-04-020664

Continuation of Calibration Certificate

Cert. No. : ACL21063
Job No. : VC64AC0048
Pages : 5 of 8

4. Electrical signal tests of frequency weightings

Weighting network response with relative to 1 kHz.

Frequency (Hz)	Deviation from various frequency weighting response curve (dB)			
	Flat	C-weight	A-weight	Acceptance Limits
63	0.0	0.0	0.0	±2.0
125	0.0	0.0	0.0	±1.5
250	0.0	0.0	0.0	±1.5
500	0.0	0.0	0.0	±1.5
1000	0.0	0.0	0.0	±1.0
2000	0.0	0.0	0.0	±2.0
4000	0.0	0.0	0.0	±3.0
8000	0.0	0.1	0.1	±5.0

5. Frequency and time weightings at 1 kHz

5.1 Frequency weightings at 1 kHz

Frequency Weighting	Measured Value (dB)	Deviated Value (dB)	Acceptance Limits (dB)
A - weight	94.0	0.0	-
C - weight	94.0	0.0	±0.2
Flat	94.0	0.0	±0.2

5.2 Time weighting at 1 kHz

Frequency Weighting	Measured Value (dB)	Deviated Value (dB)	Acceptance Limits (dB)
Fast	94.0	0.0	-
Slow	94.0	0.0	±0.1
Leq	94.0	0.0	±0.1

6. Long - term stability

Frequency Weighting	SLM Display at initial (dB)	SLM Display at final (dB)	Deviated Value (dB)	Acceptance Limits (dB)
A - weight	94.0	94.0	0.0	±0.3

QF-TS12-04-04-020664

T. Petch.

Continuation of Calibration Certificate

Cert. No. : ACL21063
Job No. : VC64AC0048
Pages : 6 of 8

7. Level linearity on the reference level range

Anticipated Value (dB)	Measured Value (dB)	Deviated Value (dB)	Acceptance Limits (dB)
137.0	137.0	0.0	±1.1
136.0	136.0	0.0	±1.1
135.0	135.0	0.0	±1.1
134.0	134.0	0.0	±1.1
133.0	133.0	0.0	±1.1
132.0	132.0	0.0	±1.1
131.0	131.0	0.0	±1.1
129.0	129.0	0.0	±1.1
124.0	124.0	0.0	±1.1
119.0	119.0	0.0	±1.1
114.0	114.0	0.0	±1.1
109.0	109.0	0.0	±1.1
104.0	104.0	0.0	±1.1
99.0	99.0	0.0	±1.1
94.0	94.0	0.0	±1.1
89.0	89.0	0.0	±1.1
84.0	84.0	0.0	±1.1
79.0	79.0	0.0	±1.1
74.0	74.0	0.0	±1.1
69.0	69.0	0.0	±1.1
64.0	64.0	0.0	±1.1
59.0	59.0	0.0	±1.1
54.0	53.9	-0.1	±1.1
49.0	49.0	0.0	±1.1
44.0	43.9	-0.1	±1.1
39.0	38.9	-0.1	±1.1
34.0	33.9	-0.1	±1.1
30.0	29.9	-0.1	±1.1
29.0	28.9	-0.1	±1.1
28.0	27.9	-0.1	±1.1
27.0	26.9	-0.1	±1.1
26.0	25.8	-0.2	±1.1
25.0	24.9	-0.1	±1.1

QF-TS12-04-04-020664

T. Petch.

Continuation of Calibration Certificate

Cert. No. : ACL21063
Job No. : VC64AC0048
Pages : 7 of 8

8. Level linearity including the level range control

Range	Anticipated Value (dB)	Measured Value (dB)	Deviated Value (dB)	Acceptance Limits (dB)
Auto	94.0	94.0	0.0	±1.1

9. Tone burst response

Time Weighting	Tone burst duration, Tb (ms)	Cycle	Anticipated Value (dB)	Measured Value (dB)	Deviated Value (dB)	Acceptance Limits (dB)
Fast	0.25	1	108.0	107.9	-0.1	1.5 ; -5.0
	2	8	117.0	117.0	0.0	1.0 ; -2.5
	200	800	134.0	134.0	0.0	±1.0
Slow	2	8	108.0	108.0	0.0	1.5 ; -5.0
	200	800	127.6	127.6	0.0	±1.0
	0.25	1	99.0	98.9	-0.1	1.5 ; -5.0
SEL	2	8	108.0	108.0	0.0	1.0 ; -2.5
	200	800	128.0	128.1	0.1	±1.0

10. Peak C sound level

Number of cycle in test signal	Anticipated Value (dB)	Measured Value, L _{peak} (dB)	Deviated Value (dB)	Acceptance Limits (dB)
Continuous	133.0	133.0	0.0	-
One	136.4	136.2	-0.2	±3.0

Number of cycle in test signal	Anticipated Value (dB)	Measured Value (dB)	Deviated Value (dB)	Acceptance Limits (dB)
Continuous	133.0	133.0	0.0	-
Positive half cycle	135.4	135.2	-0.2	±2.0
Negative half cycle	135.4	135.2	-0.2	±2.0

QF-TS12-04-04-020664

T. Petch.

Continuation of Calibration Certificate

Cert. No. : ACL21063
Job No. : VC64AC0048
Pages : 8 of 8

11. Overload indication

Measured value (dB)		Deviated Value (dB)	Acceptance Limits (dB)
Positive one-half cycle	Negative one-half cycle		
89.4	89.5	0.1	±1.5

12. High level stability


Frequency Weighting	SLM Display at initial (dB)	SLM Display at final (dB)	Deviated Value (dB)	Acceptance Limits (dB)
A - weight	137.0	137.0	0.0	±0.3

The reported uncertainty is based on a standard uncertainty multiplied by coverage factor $k = 2$
or any value following calculation, providing a level of confidence of approximately 95 %



End of Calibration Certificate

QF-TS12-04-04-020664

T. Petch.



**ELECTRICAL AND ELECTRONICS INSTITUTE
FOUNDATION FOR INDUSTRIAL DEVELOPMENT**
975 Moo 4, Bangpoo Industrial Estate, Sol 8, Sukhumvit Road km 37,
Phraek Sa, Mueang Samut Prakan, Samut Prakan 10280
Tel: +66 2709 4860-8 Fax: +66 2324 0917-8

NAC-META
MFC
NIST-17025 ST025
CALIBRATION 0519

Certificate No.: 0224SV21
Operation No.: CP2021050034


Certificate of Calibration

Equipment:	Sound Level Meter
Manufacturer:	RION
Model/Type:	NL-42 (Meter), UC-52 (Microphone), NH-24 (Preamplifier)
Serial No.:	00472130 (Meter), 157774 (Microphone), 72464 (Preamplifier)
ID No.:	RYG_F50303
Customer:	ALS Laboratory Group (Thailand) Co., Ltd.
Address:	104 Phatthanakan 40, Phatthanakan Rd., Khwaeng Phatthanakan Khet Suan Luang, Bangkok 10250 Thailand
Received Date:	28 May 2021
Calibrated Date:	2 - 9 June 2021
Issued Date:	11 June 2021
Calibrated by:	Ms. Juntaporn Kunhakom

REVIEW BY *[Signature]*

APPROVED BY *[Signature]*

NEXT CAL DATE 2/6/22




Approved by:
(Mr. Sittichai Suanrakom)
Group Manager

The reported uncertainty of measurement was based on standard uncertainty multiplied by a coverage factor $k = 2.00$, providing a level of confidence of approximately 95%. This certificate may not be reproduced other than in full except with the prior written approval of the Electrical and Electronics Institute, Foundation for Industrial Development.

Page 1 of 6

F-CAL-004 Ed.0



**ELECTRICAL AND ELECTRONICS INSTITUTE
FOUNDATION FOR INDUSTRIAL DEVELOPMENT**

Certificate No.: 0224SV21

Calibration Report

Equipment:	Sound Level Meter
Manufacturer:	RION
Model/Type:	NL-42 (Meter), UC-52 (Microphone), NH-24 (Preamplifier)
Serial No.:	00472130 (Meter), 157774 (Microphone), 72464 (Preamplifier)
ID No.:	RYG_F50303
Ambient Temperature:	(23 ± 2) °C
Relative Humidity:	(50 ± 15) %
Pressure:	(101.3 ± 1.5) kPa
Method of Calibration :-	IEC 61672-3:2013.
Condition of this result of calibration	1. Reference standards instrument :-

Instrument	Model	Serial No.	Cert. No.	Due Date
1) Standard microphone	4180	2787490	AA-1001-21	12 January 2022
2) Sine generator	1051	1501442	0151RF20	21 September 2021
3) Arbitrary Function Generator	AFG2021	C010063	0099RF20	17 June 2021
4) Programmable Attenuator	PAS	2913	EF-0017-21	1 April 2022
5) Programmable Attenuator	PAS	2755	EF-0034-20	10 November 2021
6) 6.5 Digit precision multimeter	8846A	9609027	0498EL20	10 August 2021
7) 6.5 Digit precision multimeter	8846A	9610014	0669EL20	27 October 2021
8) Pressure humidity and Temperature Transmitter	PTU301	L3950484	CL1-P210020 0176TE21	22 March 2022 1 April 2022

2. This result of calibration was found accurate as shown on date and place of calibration only.
3. This certification is traceable to the International system of unit maintained at :-
Reference standards instrument for Acoustic function
- National Institute of Metrology (Thailand)
Reference standards instrument for Electrical function
- National Institute of Metrology (Thailand)
- Electrical and Electronics Institute, ONSC Accredited Calibration No.0119

Result of Calibration:


Function : 1. Indication at the calibration check frequency

Reference Acoustic Signal (dB)	Measured value (dB)	Deviation (dB)	Acceptance limits (dB)
94.0	94.0	0.0	±1.0

Note : Absolute sensitivity was established by the use of the Sound Calibrator RION Type NC-74 S/N : 34615278.

Page 2 of 6

F-CAL-005 Ed.1



**ELECTRICAL AND ELECTRONICS INSTITUTE
FOUNDATION FOR INDUSTRIAL DEVELOPMENT**

Certificate No.: 0224SV21

Calibration Report

Function : 2. Self-generated Noise

2.1 Microphone Installed

Measured value (dB)
19.6

2.2 Microphone replaced by the electrical input device

Frequency Weighting	Measured value (dB)
A-weighting	15.8
C-weighting	21.5
Z-weighting	27.7

Function : 3. Acoustical signal tests of frequency weightings (Without Windscreen)
Meter free-field acoustic response at a level of 84 dB.

Frequency (Hz)	C-Weighting (dB)	A-Weighting (dB)	Z-Weighting (dB)	Acceptance limits (dB)
125	0.3	0.7	0.3	±1.5
1000	0.0	0.0	0.0	±1.0
8000	-0.9	-0.9	-1.0	±5.0

Function : 4. Electrical signal tests of frequency weightings
Weighting network response with relative to 1 kHz.

Frequency (Hz)	C-Weighting (dB)	A-Weighting (dB)	Z-Weighting (dB)	Acceptance limits (dB)
63	0.0	0.1	0.0	±2.0
125	0.0	-0.2	0.0	±1.5
250	0.0	-0.1	0.0	±1.5
500	0.0	-0.1	0.0	±1.5
1000	0.0	0.0	0.0	±1.0
2000	0.1	0.0	0.0	±2.0
4000	0.0	0.0	0.0	±3.0
8000	0.1	0.1	0.0	±5.0


Function : 5. Frequency and time weighting at 1 kHz

5.1 Frequency weighting at 1 kHz

Frequency Weighting	Measured value (dB)	Deviated value (dB)	Acceptance limits (dB)
C-weighting	94.0	0.0	±0.2
A-weighting	94.0	0.0	±0.2
Z-weighting	94.0	0.0	±0.2

Page 3 of 6

F-CAL-005 Ed.1



**ELECTRICAL AND ELECTRONICS INSTITUTE
FOUNDATION FOR INDUSTRIAL DEVELOPMENT**

Certificate No.: 0224SV21

Calibration Report

5.2 Time weighting at 1 kHz

Time Weighting	Measured value (dB)	Deviated value (dB)	Acceptance limits (dB)
Fast	94.0	0.0	±0.1
Slow	94.0	0.0	±0.1
LAeq	94.0	0.0	±0.1

Function : 6. Long-Term Stability
Long-term stability over 30 minutes, with steady 1 kHz signal at reference level.

Time Period to Apply Signal (min)	Reference SPL (dB)	Record SPL at Conclusion of Time Period (dB)	Deviated value (dB)	Acceptance limits (dB)
30	94.0	94.0	0.0	±0.3

Function : 7. Level Linearity on the reference level range

7.1 Level Linearity on the reference level range, Upper

Anticipated Value (dB)	Measured value (dB)	Deviated value (dB)	Acceptance limits (dB)
94.0	94.0	0.0	±1.1
99.0	99.0	0.0	±1.1
104.0	104.0	0.0	±1.1
109.0	109.0	0.0	±1.1
114.0	114.0	0.0	±1.1
119.0	119.0	0.0	±1.1
124.0	124.0	0.0	±1.1
129.0	129.0	0.0	±1.1
130.0	130.0	0.0	±1.1
131.0	131.0	0.0	±1.1
132.0	132.0	0.0	±1.1
133.0	133.0	0.0	±1.1
134.0	134.0	0.0	±1.1
135.0	135.0	0.0	±1.1
136.0	136.0	0.0	±1.1
137.0	137.0	0.0	±1.1

7.2 Level Linearity on the reference level range, Lower

Anticipated Value (dB)	Measured value (dB)	Deviated value (dB)	Acceptance limits (dB)
94.0	94.0	0.0	±1.1
89.0	89.0	0.0	±1.1
84.0	84.0	0.0	±1.1
79.0	79.0	0.0	±1.1
74.0	74.0	0.0	±1.1
69.0	69.0	0.0	±1.1
64.0	64.0	0.0	±1.1
59.0	59.0	0.0	±1.1

Page 4 of 6

F-CAL-005 Ed.1



Certificate No.: 0224SV21

Calibration Report

7.2 Level Linearity on the reference level range, Lower (Cont.)

Anticipated Value (dB)	Measured value (dB)	Deviated value (dB)	Acceptance limits (dB)
54.0	54.0	0.0	±1.1
49.0	49.0	0.0	±1.1
44.0	44.0	0.0	±1.1
39.0	39.0	0.0	±1.1
34.0	33.9	-0.1	±1.1
29.0	29.0	0.0	±1.1
24.0	24.1	0.1	±1.1

Function : 8. Tone burst response

Time Weighting	Tone burst duration, Tb (ms)	Measured value (dB)	Deviated value (dB)	Acceptance limits (dB)
Fast	200	120.0	0.0	±1.0
	2	108.9	-0.1	+1.0 ; -2.5
	0.25	99.9	-0.1	+1.5 ; -5.0
Slow	200	115.6	0.0	±1.0
	2	100.0	0.0	+1.0 ; -5.0
	200	120.0	0.0	±1.0
LAE	2	100.0	0.0	+1.0 ; -2.5
	0.25	90.8	-0.2	+1.5 ; -5.0

Function : 9. Peak C sound level

Number of cycles in test signal	Anticipated Value (dB)	Measured value (dB)	Deviated value (dB)	Acceptance limits (dB)
Complete cycle	125.4	125.2	-0.2	±3.0
Positive half cycle	124.4	124.1	-0.3	±2.0
Negative half cycle	124.4	124.1	-0.3	±2.0

Function : 10. Overload indication

Measured value (dB)		Deviated value (dB)	Acceptance limits (dB)
Positive one-half cycle	Negative one-half cycle		
139.5	139.5	0.0	±1.5



Certificate No.: 0224SV21

Calibration Report

Function : 11. High-Level Stability

High-level stability over 5 minutes, with steady 1 kHz signal, 1 dB below upper boundary.

Time Period to Apply Signal (min)	Reference SPL (dB)	Record SPL at Conclusion of Time Period (dB)	Deviated value (dB)	Acceptance limits (dB)
5	129.0	129.0	0.0	±0.3

Uncertainty of measurement

Function	Uncertainty (dB)	Maximum-permitted uncertainty of measurement (dB)
1) Indication at the calibration check frequency	0.30	Not applicable
2) Self-generated Noise	0.10	Not applicable
3) Acoustical signal tests of frequency weightings - Free-field sound pressure response level	0.30	0.60 (10Hz to 4kHz) 0.70 (>4kHz to 10kHz)
4) Electrical signal tests of frequency weightings	0.20	0.20
5) Frequency and time weighting at 1 kHz	0.20	0.20
6) Long-Term Stability	0.10	0.10
7) Level Linearity on the reference level range	0.30	0.30
8) Tone burst response	0.20	0.30
9) Peak C sound level	0.20	0.35
10) Overload indication	0.20	0.25
11) High-Level Stability	0.10	0.10

Remarks: 1. The acceptance limit is for the deviated value.
2. Acceptance limits was IEC61672-3:2013 Class 2.

-- End of Report --

SITHIPORN ASSOCIATES CO.,LTD.
CALIBRATION LABORATORY

451-451/1 Srinthorn Rd., Bangbunru, Bangplue Bangkok 10700 THAILAND.
Tel: 0-2425-8809 Fax: 0-2425-1079 e-mail: cal-center@sithiporn.com http://www.sithiporn.com



Cert. No.: ACC21009
Pages : 1 of 3

Calibration Certificate

Equipment : SOUND CALIBRATOR
Manufacturer : RION
Model : NC-74
Serial No.: 34178123
ID No.: RYG_FS0215

Condition As Found : GOOD

Customer : ALS LABORATORY GROUP (THAILAND) CO., LTD.
104 PHATTHANAKAN 40, PHATTHANAKAN ROAD,
KHWAENG PHATTHANAKAN, KHET SUAN LUANG,
BANGKOK, 10250 THAILAND.

Location :
Ambient Temperature : (23.0 ± 3) °C
Pressure : (101.3 ± 3) kPa
Relative Humidity : (50.0 ± 20) %

Received Date : 05 AUGUST 2021
Calibration Date : 09 AUGUST 2021
Date of Issue : 11 AUGUST 2021

Calibrated by : Nathakorn Pisutpaisan

Approved by : T. Petchurai
(Thanakul Petchurai)

This certificate is issued in accordance with the requirements of ISO/IEC 17025 standard, may not be reproduced other than in full, except with the prior written approval of the head of Calibration Laboratory.

SITHIPORN ASSOCIATES CO.,LTD.
CALIBRATION LABORATORY

Continuation of Calibration Certificate

Cert. No. : ACC21009
Job No. : VC64AC0058
Pages : 2 of 3

Calibration Procedure : CP-AC-03

Calibration Method :

This equipment was calibrated by based on IEC-60942-2003 Standard.
The sound pressure level, frequency and total distortion of the sound calibrator was measured using the reference microphone.

Condition of this result of calibration :

1. Reference Standard Instruments :

Instrument	Model	Serial No.	Cert. No.	Due Date
Waveform Generator	33511B	MY53202742	EF-0011-21	10-Feb-22
Digital Multimeter	33461A	MY53220104	EEL.BP. 050264	10-Feb-22
Digital Multimeter	8846A	1997025	EEL.BP. 060264	05-Feb-22
Digital Multimeter	33461A	MY53220116	EEL.BP. 040264	10-Feb-22
Programmable Attenuator	MAT-1070	62100114	1500-0774E	08-Mar-22
Condenser Microphone	4180	2977900	AA-1008.21	05-Feb-22
Measuring Amplifier	NA-42KA1	34560495	AA-3003.21	16-Feb-22
Audio Analyzer	AVR-3360A	V744B6069	EF-0010.21	10-Feb-22

2. This result of calibration was found accurate as shown on date and place of calibration for this calibrated item only.

3. This certificate is traceable to the international system of unit maintained at :

- 3.1 National Institute of Metrology (Thailand).
- 3.2 Thailand Institute of Scientific and Technological Research (TISTR).

Continuation of Calibration Certificate

Cert. No. : ACC21009
Job No. : VC64AC0058
Pages : 3 of 3

Result of calibration :

1. Sound pressure level

Specified sound pressure level (dB)	Measured value (dB)	Deviated value (dB)	Uncertainty (dB)	Tolerance limit (dB)
94	94.06	0.06	0.14	0.40

2. Frequency

Specified Frequency (Hz)	Measured value (Hz)	Deviated value (%)	Uncertainty (%)	Tolerance limit (%)
1000	1001.5	0.1	0.1	1.0

3. Total distortion

Measured value (%)	Uncertainty (%)	Tolerance limit (%)
1.67	0.10	3.0

The reported uncertainty is based on a standard uncertainty multiplied by coverage factor $k = 2$ or any value following calculation, providing a level of confidence of approximately 95 %

End of Calibration Certificate

QF-TS12-04-04-020664



451-451/1 Srinthorn Rd, Bangbunru, Bangplud Bangkok 10700 THAILAND
Tel: 0-2435-8600 Fax: 0-2433-1679 e-mail: cal-center@sithiporn.com http://www.sithiporn.com

Cert. No. : ACL22115
Pages : 1 of 8

Calibration Certificate

Equipment : SOUND LEVEL METER
Manufacturer : RION
Model : NL-42 / Microphone UC-52 / Preamplifier NH-24
Serial No. : 00734223 / 157777 / 22653
ID No. : RYG_FS0029

Condition As Found : GOOD

Customer : ALS LABORATORY GROUP (THAILAND) CO., LTD.
104 PHATTHANAKAN 40, PHATTHANAKAN ROAD,
KHWAENG PHATTHANAKAN, KHET SUAN LUANG,
BANGKOK, 10250 THAILAND.

Location :
Ambient Temperature : (23.0 ± 3) °C
Pressure : (101.3 ± 3) kPa
Relative Humidity : (50.0 ± 20) %

Received Date : 17 MAY 2022
Calibration Date : 24-27 MAY 2022
Date of Issue : 30 MAY 2022

Calibrated by : Nathakorn Pisutpaisan

Approved by :

(Thanakul Petchurai)

This certificate is issued in accordance with the requirements of ISO/IEC 17025 standard, may not be reproduced other than in full, except with the prior written approval of the head of Calibration Laboratory.

QF-TS12-04-04-020664

Continuation of Calibration Certificate

Cert. No. : ACL22115
Job No. : VC65AC0060
Pages : 2 of 8

Calibration Procedure : CP-AC-01

Calibration Method :

This equipment was calibrated by based on IEC 61672 3 (2013) Standard for sound level meter (SLM).
The SLM had tests to Acoustical and Electrical signal tests of frequency weighting with Anechoic chamber and Reference Standard Instruments.
For tests results of each items were made by observation of each Instruments display and also with SLM's display.

Condition of this result of calibration :

1. Reference Standard Instruments :

Instrument	Model	Serial No.	Cert. No.	Due Date
Waveform Generator	33210A	MY48017076	EF-0007-22	04-Feb-23
Waveform Generator	33511B	MY52302742	EF-0008-22	04-Feb-23
Digital Multimeter	33461A	MY53220104	EEL-BP_04/0265	09-Feb-23
Digital Multimeter	33461A	MY53220076	EEL-BP_03/0265	09-Feb-23
Digital Multimeter	34461A	MY60024273	EEL-BP_05/0265	09-Feb-23
Programmable Attenuator	MAT-1070	62100114	EF-0009-22	07-Feb-23
Condenser Microphone	#180	2977900	AA-1013-22	24-Feb-23
Measuring Amplifier	NA-42KM	34560495	AA-0305-22	22-Feb-23

2. This result of calibration was found accurate as shown on date and place of calibration for this calibrated item only.

3. This certificate is traceable to the international system of unit maintained at :

3.1 National Institute of Metrology (Thailand).

3.2 Thailand Institute of Scientific and Technological Research (TISTR).

Continuation of Calibration Certificate

Cert. No. : ACL22115
Job No. : VC65AC0060
Pages : 3 of 8

Summary of Measurement Result :

Parameter	Pass	Fail	Uncertainty (dB)	Maximum-permitted uncertainty of measurement (dB)
1. Absolute sensitivity	✓	-	0.2	N/A
2. Self-generated noise	✓	-	0.2	N/A
3. Acoustical signal tests of frequency weightings				
125 Hz	✓	-	0.3	0.6
1000 Hz	✓	-	0.3	0.6
8000 Hz	✓	-	0.3	0.7
4. Electrical signal tests of frequency weightings				
For 0 Hz to 4 kHz	✓	-	0.3	0.6
For > 4 kHz to 10 kHz	✓	-	0.3	0.7
For > 10 kHz to 20 kHz	-	-	-	1.0
5. Frequency and time weightings at 1 kHz	✓	-	0.2	0.2
6. Long-term stability	✓	-	0.1	0.1
7. Level linearity on reference level range	✓	-	0.2	0.3
8. Level linearity including the level range control	✓	-	0.2	0.3
9. Tone burst response	✓	-	0.2	0.3
10. Peak C sound level	✓	-	0.2	0.35
11. Overload indication	✓	-	0.2	0.25
12. High level stability	✓	-	0.1	0.1

QF-TS12-04-04-020664

QF-TS12-04-04-020664

Continuation of Calibration Certificate

Cert. No. : ACL22115
Job No. : YC65AC0060
Pages : 4 of 8

Result of calibration :

1. Absolute sensitivity

Reference Acoustic Signal (dB)	Measured Value (dB)	Deviation (dB)	Acceptance Limits (dB)
93.9 (93.95)	92.9	0.0	±0.3

2. Self-generated noise

2.1 Normal test

Measured Value (dB)
18.0

2.2 The microphone of the sound level meter was replaced by electrical signal input device.

Frequency Weighting	Measured value (dB)
A - weight	13.8
C - weight	20.3
Flat	25.8

3. Acoustical signal tests of frequency weightings

Meter free-field acoustic response at a level of 84 dB

Frequency (Hz)	Deviation from various frequency weighting response curve (dB)			Acceptance Limits
	Flat	C-weight	A-weight	
125	0.7	0.7	0.7	± 1.5
1000	0.1	0.1	0.1	± 1.0
8000	-1.5	-1.5	-1.5	±5.0

QF-TS12-04-04-020664

T. P.T.L.

Continuation of Calibration Certificate

Cert. No. : ACL22115
Job No. : YC65AC0060
Pages : 5 of 8

4. Electrical signal tests of frequency weightings

Weighting network response with relative to 1 kHz

Frequency (Hz)	Deviation from various frequency weighting response curve (dB)			Acceptance Limits
	Flat	C-weight	A-weight	
63	-0.1	-0.2	-0.1	±2.0
125	-0.1	0.0	0.0	±1.5
250	0.0	0.0	-0.1	±1.5
500	0.0	0.0	-0.1	±1.5
1000	0.0	0.0	0.0	±1.0
2000	0.0	0.0	0.0	±2.0
4000	0.0	0.0	0.0	±3.0
8000	0.0	0.0	0.0	±5.0

5. Frequency and time weightings at 1 kHz

5.1 Frequency weightings at 1 kHz

Frequency Weighting	Measured Value (dB)	Deviated Value (dB)	Acceptance Limits (dB)
A - weight	94.0	0.0	-
C - weight	94.0	0.0	± 0.2
Flat	94.0	0.0	± 0.2

5.2 Time weighting at 1 kHz

Frequency Weighting	Measured Value (dB)	Deviated Value (dB)	Acceptance Limits (dB)
Fast	94.0	0.0	-
Slow	94.0	0.0	± 0.1
Leq	94.0	0.0	± 0.1

6. Long - term stability

Frequency Weighting	SLM Display at initial (dB)	SLM Display at final (dB)	Deviated Value (dB)	Acceptance Limits (dB)
A - weight	94.0	94.0	0.0	± 0.3

QF-TS12-04-04-020664

T. P.T.L.

Continuation of Calibration Certificate

Cert. No. : ACL22115
Job No. : YC65AC0060
Pages : 6 of 8

7. Level linearity on the reference level range

Anticipated Value (dB)	Measured Value (dB)	Deviated Value (dB)	Acceptance Limits (dB)
137.0	137.0	0.0	± 1.1
136.0	136.0	0.0	± 1.1
135.0	135.0	0.0	± 1.1
134.0	134.0	0.0	± 1.1
133.0	132.9	-0.1	± 1.1
132.0	131.9	-0.1	± 1.1
131.0	130.9	-0.1	± 1.1
129.0	128.9	-0.1	± 1.1
124.0	123.9	-0.1	± 1.1
119.0	119.0	0.0	± 1.1
114.0	114.0	0.0	± 1.1
109.0	109.0	0.0	± 1.1
104.0	104.0	0.0	± 1.1
99.0	99.0	0.0	± 1.1
94.0	94.0	0.0	± 1.1
89.0	89.0	0.0	± 1.1
84.0	84.0	0.0	± 1.1
79.0	79.0	0.0	± 1.1
74.0	74.0	0.0	± 1.1
69.0	69.0	0.0	± 1.1
64.0	64.0	0.0	± 1.1
59.0	59.0	0.0	± 1.1
54.0	54.0	0.0	± 1.1
49.0	49.0	0.0	± 1.1
44.0	44.0	0.0	± 1.1
39.0	39.0	0.0	± 1.1
34.0	34.0	0.0	± 1.1
30.0	29.9	-0.1	± 1.1
29.0	28.9	-0.1	± 1.1
28.0	28.0	0.0	± 1.1
27.0	27.0	0.0	± 1.1
26.0	25.9	-0.1	± 1.1
25.0	24.9	-0.1	± 1.1

QF-TS12-04-04-020664

T. P.T.L.

Continuation of Calibration Certificate

Cert. No. : ACL22115
Job No. : YC65AC0060
Pages : 7 of 8

8. Level linearity including the level range control

Range	Anticipated Value (dB)	Measured Value (dB)	Deviated Value (dB)	Acceptance Limits (dB)
Auto	94.0	94.0	0.0	±1.1

9. Tone burst response

Time Weighting	Tone burst duration, Tb (ms)	Cycle	Anticipated Value (dB)	Measured Value (dB)	Deviated Value (dB)	Acceptance Limits (dB)
Fast	0.25	1	108.0	107.9	-0.1	1.5 ; -5.0
	2	8	117.0	116.9	-0.1	1.0 ; -2.5
	200	800	134.0	134.0	0.0	±1.0
Slow	2	8	108.0	108.0	0.0	1.5 ; -5.0
	200	800	127.6	127.6	0.0	±1.0
SEL	0.25	1	99.0	98.8	-0.2	1.5 ; -5.0
	2	8	108.0	108.0	0.0	1.0 ; -2.5
	200	800	128.0	128.0	0.0	±1.0

10. Peak C sound level

Number of cycle in test signal	Anticipated Value (dB)	Measured Value, L _{peak} (dB)	Deviated Value (dB)	Acceptance Limits (dB)
Continuous	133.0	133.0	0.0	-
One	136.4	135.8	-0.6	±3.0

Number of cycle in test signal	Anticipated Value (dB)	Measured Value, (dB)	Deviated Value (dB)	Acceptance Limits (dB)
Continuous	133.0	133.0	0.0	-
Positive half cycle	135.4	135.1	-0.3	±2.0
Negative half cycle	135.4	135.1	-0.3	±2.0

QF-TS12-04-04-020664

T. P.T.L.

Continuation of Calibration Certificate

Cert. No. : ACL22115
Job No. : VC65AC0060
Pages : 8 of 8

11. Overload indication

Measured value (dB)		Deviated Value	Acceptance Limits
Positive one-half cycle	Negative one-half cycle	(dB)	(dB)
89.6	89.6	0.0	±1.5

12. High level stability

Frequency Weighting	SLM Display at initial (dB)	SLM Display at final (dB)	Deviated Value (dB)	Acceptance Limits (dB)
A - weight	137.0	137.0	0.0	±0.3

The reported uncertainty is based on a standard uncertainty multiplied by coverage factor $k = 2$ or any value following calculation, providing a level of confidence of approximately 95 %

End of Calibration Certificate

QF-TS12-04-04-020661

T. Petchur

451-4511 Sirinthorn Rd., Bangumru, Bangplid Bangkok 10700 THAILAND.
Tel: 0-2435-8800 Fax: 0-2433-1679 e-mail: cal-center@sithiporn.com http://www.sithiporn.comCert. No. : ACL22114
Pages : 1 of 9

Calibration Certificate

Equipment : SOUND LEVEL METER
Manufacturer : RION
Model : NL 21/ Microphone UC 52 / Preamplifier NH 21
Serial No. : 00509355 / 143845 / 32731
ID No. : RYG_FS0015

Condition As Found : GOOD

Customer : ALS LABORATORY GROUP (THAILAND) CO., LTD.
104 PHATTHANAKAN 40, PHATTHANAKAN ROAD,
KHUWAENG PHATTHANAKAN, KHET SUAN LUANG,
BANGKOK, 10250 THAILAND.

Location :
Ambient Temperature : (23.0 ± 3) °C
Pressure : (101.3 ± 3) kPa
Relative Humidity : (50.0 ± 20) %

Received Date : 17 MAY 2022
Calibration Date : 24-27 MAY 2022
Date of Issue : 30 MAY 2022

REVIEW BY : *[Signature]*
APPROVED BY : *[Signature]*
NEXT CAL DATE : 14/5/23

Calibrated by : Nathakorn Pisutpasan

Approved by :

T. Petchur
(Thunakul Petchurai)

This certificate is issued in accordance with the requirements of ISO/IEC 17025 standard, may not be reproduced other than in full, except with the prior written approval of the head of Calibration Laboratory.

QF-TS12-04-04-020661

Continuation of Calibration Certificate

Cert. No. : ACL22114
Job No. : VC65AC0060
Pages : 2 of 9

Calibration Procedure : CP-AC-02

Calibration Method :

This equipment was calibrated by based on IEC-61672-3 (2013) Standard for sound level meter (SLM).
The SLM had tests in Acoustical and Electrical signal tests of frequency weighting with Anechoic chamber and Reference Standard Instruments.

For tests results of each items were made by observation of each Instruments display and also with SLM's display.

Condition of this result of calibration :

1. Reference Standard Instruments :

Instrument	Model	Serial No.	Cert. No.	Due Date
Waveform Generator	33210A	MY48017076	EF-0007-22	04-Feb-23
Waveform Generator	33511B	MY52302742	EF-0008-22	04-Feb-23
Digital Multimeter	33461A	MY53220104	EEL-BP_04/0265	09-Feb-23
Digital Multimeter	33461A	MY53220076	EEL-BP_03/0265	09-Feb-23
Digital Multimeter	8846A	MY60024273	EEL-BP_05/0265	09-Feb-23
Programmable Attenuator	MAT-1070	62100114	EF-0009-22	07-Feb-23
Condenser Microphone	4180	2977900	AA-0113-22	24-Feb-23
Measuring Amplifier	NA-42KA	34560495	AA-3005-22	22-Feb-23

2. This result of calibration was found accurate as shown on date and place of calibration for this calibrated item only.

3. This certificate is traceable to the international system of unit maintained at :

3.1 National Institute of Metrology (Thailand).

3.2 Thailand Institute of Scientific and Technological Research (TISTR).

QF-TS12-04-04-020661

T. Petchur

Continuation of Calibration Certificate

Cert. No. : ACL22114
Job No. : VC65AC0060
Pages : 3 of 9

Summary of Measurement Result :

Parameter	Pass	Fail	Uncertainty (dB)	Maximum-permitted uncertainty of measurement (dB)
1. Absolute sensitivity	✓	-	0.2	N/A
2. Self-generated noise	✓	-	0.2	N/A
3. Acoustical signal test of frequency weightings				
125 Hz	✓	-	0.3	0.6
1000 Hz	✓	-	0.3	0.6
8000 Hz	✓	-	0.3	0.7
4. Electrical signal tests of frequency weightings				
For 10 Hz to 4 kHz	✓	-	0.3	0.6
For > 4 kHz to 10 kHz	✓	-	0.3	0.7
For > 10 kHz to 20 kHz	-	-	-	1.0
5. Frequency and time weightings at 1 kHz	✓	-	0.2	0.2
6. Long - term stability	✓	-	0.1	0.1
7. Level linearity on thereference level range	✓	-	0.2	0.3
8. Level linearity including the level range control	✓	-	0.2	0.3
9. Tone burst response	✓	-	0.2	0.3
10. Peak C sound level	✓	-	0.2	0.35
11. Overload indication	✓	-	0.2	0.25
12. High level stability	✓	-	0.1	0.1

QF-TS12-04-04-020661

T. Petchur

Continuation of Calibration Certificate

Cert. No. : ACL22114
Job No. : VC65AC0060
Pages : 4 of 9

Result of calibration :

1. Absolute sensitivity

Reference Acoustic Signal (dB)	Measured Value (dB)	Deviation (dB)	Acceptance Limit (dB)
93.9 (93.95)	93.9	0.0	±0.3

2. Self-generated noise

2.1 Normal test

Measured Value (dB)
21.7

2.2 The microphonic of the sound level meter was replaced by electrical signal input device.

Frequency Weighting	Measured value (dB)
A - weight	21.5
C - weight	22.6
Flat	25.5

3. Acoustical signal tests of frequency weightings

Meter free-field acoustic response at a level of 84 dB

Frequency (Hz)	Deviation from various frequency weighting response curve (dB)			Acceptance Limits (dB)
	Flat	C-weight	A-weight	
125	0.3	0.4	0.4	± 1.5
1000	0.0	0.0	0.0	± 1.0
8000	-1.1	-1.0	-0.9	±5.0

QF-TS12-04-04-020664

T. R. R.

Continuation of Calibration Certificate

Cert. No. : ACL22114
Job No. : VC65AC0060
Pages : 5 of 9

4. Electrical signal tests of frequency weightings

Weighting network response with relative to 1 kHz.

Frequency (Hz)	Deviation from various frequency weighting response curve (dB)			
	Flat	C-weight	A-weight	Acceptance Limits
63	-0.1	-0.1	0.0	±2.0
125	-0.1	0.0	0.0	±1.5
250	-0.1	0.0	-0.1	±1.5
500	0.0	0.0	-0.1	±1.5
1000	0.0	0.0	0.0	±1.0
2000	0.1	0.1	0.1	±2.0
4000	0.1	0.1	0.1	±3.0
8000	0.1	0.2	0.2	±5.0

5. Frequency and time weightings at 1 kHz

5.1 Frequency weightings at 1 kHz

Frequency Weighting	Measured Value (dB)	Deviated Value (dB)	Acceptance Limits (dB)
A - weight	94.0	0.0	-
C - weight	94.0	0.0	± 0.2
Flat	94.0	0.0	± 0.2

5.2 Time-weighting at 1 kHz

Frequency Weighting	Measured Value (dB)	Deviated Value (dB)	Acceptance Limits (dB)
Fast	94.0	0.0	-
Slow	94.0	0.0	± 0.1
Leq	94.0	0.0	± 0.1

6. Long - term stability

Frequency Weighting	SLM Display at initial (dB)	SLM Display at final (dB)	Deviated Value (dB)	Acceptance Limits (dB)
A - weight	94.0	94.0	0.0	± 0.3

QF-TS12-04-04-020664

T. R. R.

Continuation of Calibration Certificate

Cert. No. : ACL22114
Job No. : VC65AC0060
Pages : 6 of 9

7. Level linearity on the reference level range

Anticipated Value (dB)	Measured Value (dB)	Deviated Value (dB)	Acceptance Limits (dB)
135.0	135.0	0.0	± 1.1
134.0	134.0	0.0	± 1.1
133.0	133.0	0.0	± 1.1
132.0	132.0	0.0	± 1.1
131.0	131.0	0.0	± 1.1
129.0	129.0	0.0	± 1.1
124.0	124.0	0.0	± 1.1
119.0	119.0	0.0	± 1.1
114.0	113.9	-0.1	± 1.1
109.0	109.0	0.0	± 1.1
104.0	104.0	0.0	± 1.1
99.0	99.0	0.0	± 1.1
94.0	94.0	0.0	± 1.1
89.0	89.0	0.0	± 1.1
84.0	84.0	0.0	± 1.1
79.0	79.0	0.0	± 1.1
74.0	74.0	0.0	± 1.1
69.0	69.0	0.0	± 1.1
64.0	64.0	0.0	± 1.1
59.0	59.0	0.0	± 1.1
54.0	54.0	0.0	± 1.1
49.0	49.1	0.1	± 1.1
44.0	44.1	0.1	± 1.1
39.0	39.4	0.4	± 1.1

QF-TS12-04-04-020664

T. R. R.

Continuation of Calibration Certificate

Cert. No. : ACL22114
Job No. : VC65AC0060
Pages : 7 of 9

8. Level linearity including the level range control

Range	Anticipated Value (dB)	Measured Value (dB)	Deviated Value (dB)	Acceptance Limits (dB)
130	94.0	94.0	0.0	±0.5
120	94.0	94.0	0.0	±0.5
110	94.0	94.0	0.0	±0.5
100	94.0	94.0	0.0	±0.5
90	94.0	94.0	0.0	±0.5

Level linearity on each level range

Range	Anticipated Value (dB)	Measured Value (dB)	Deviated Value (dB)	Acceptance Limits (dB)
130	43.0	43.0	0.0	±0.5
120	33.0	33.0	0.0	±0.5

9. Tone burst response

Time Weighting	Tone burst duration, T _b (ms)	Cycle	Anticipated Value (dB)	Measured Value (dB)	Deviated Value (dB)	Acceptance Limits (dB)
Fast	0.25	1	108.0	107.9	-0.1	1.5 ; -5.0
	2	8	117.0	117.0	0.0	1.0 ; -2.5
	200	800	134.0	134.1	0.1	±1.0
Slow	2	8	108.0	108.0	0.0	1.5 ; -5.0
	200	800	127.6	127.6	0.0	±1.0
SEL	0.25	1	99.0	98.9	-0.1	1.5 ; -5.0
	2	8	108.0	108.0	0.0	1.0 ; -2.5
	200	800	128.0	128.0	0.0	±1.0

QF-TS12-04-04-020664

T. R. R.

Continuation of Calibration Certificate

Cert. No. : ACL22114
Job No. : VC65AC0060
Pages : 8 of 9

10. Peak C sound level

Number of cycle in test signal	Anticipated Value (dB)	Measured Value, Lpeak (dB)	Deviated Value (dB)	Acceptance Limits (dB)
Continuous	133.0	133.0	0.0	-
One	136.4	136.3	-0.1	±3.0

Number of cycle in test signal	Anticipated Value (dB)	Measured Value (dB)	Deviated Value (dB)	Acceptance Limits (dB)
Continuous	133.0	133.0	0.0	-
Positive half cycle	135.4	135.1	-0.3	±2.0
Negative half cycle	135.4	135.1	-0.3	±2.0

11. Overload indication

Measured value (dB)		Deviated Value (dB)	Acceptance Limits (dB)
Positive one-half cycle	Negative one-half cycle	Value (dB)	Limits (dB)
89.4	89.3		

QF-TS12-04-04-020664

Continuation of Calibration Certificate

Cert. No. : ACL22114
Job No. : VC65AC0060
Pages : 9 of 9

12. High level stability

Frequency Weighting	SLM Display at initial (dB)	SLM Display at final (dB)	Deviated Value (dB)	Acceptance Limits (dB)
A-weight	137.0	137.0	0.0	±0.3

The reported uncertainty is based on a standard uncertainty multiplied by coverage factor $k = 2$ or any value following calculation, providing a level of confidence of approximately 95 %

End of Calibration Certificate

QF-TS12-04-04-020664

SITHIPORN ASSOCIATES CO.,LTD.
CALIBRATION LABORATORY451-451/1 Sinitthorn Rd., Bangbuem, Bangkok 10700 THAILAND.
Tel: 0-2435-8800 Fax: 0-2435-1079 e-mail: cal-center@sithiporn.com http://www.sithiporn.comNSC-TS1-TS 17025
CALIBRATION 2304Cert. No. : ACL22059
Pages : 1 of 8

Calibration Certificate


Equipment : SOUND LEVEL METER
Manufacturer : RION
Model : NL-42/ Microphone UC-52 / Preamplifier NH-24
Serial No. : 00734220 / 145272 / 34370
ID No. : RYG FS0026

Condition As Found : GOOD

Customer : ALS LABORATORY GROUP (THAILAND) CO., LTD.
104 PHATTHANAKAN 40, PHATTHANAKAN ROAD,
KHWAENG PHATTHANAKAN, KHET SUAN LUANG,
BANGKOK, 10250 THAILAND.

Location :
Ambient Temperature : (23.0 ± 3) °C
Pressure : (101.3 ± 3) kPa
Relative Humidity : (50.0 ± 20) %

Received Date : 14 JANUARY 2022
Calibration Date : 21-24 JANUARY 2022
Date of Issue : 25 JANUARY 2022



Calibrated by : Thanakorn Pichurai

Approved by :

T. Pichurai
(Thanakul Pichurai)

This certificate is issued in accordance with the requirements of ISO/IEC 17025 standard, may not be reproduced other than in full, except with the prior written approval of the head of Calibration Laboratory.

QF-TS12-04-04-020664

SITHIPORN SITHIPORN ASSOCIATES CO.,LTD.
CALIBRATION LABORATORY

Continuation of Calibration Certificate

Cert. No. : ACL22059
Job No. : VC65AC0043
Pages : 2 of 8

Calibration Procedure : CP-AC-01

Calibration Method :

This equipment was calibrated by based on IEC-61672-3 (2013) Standard for sound level meter (SLM).
The SLM had tests to Acoustical and Electrical signal tests of frequency weighting with Anechoic chamber and Reference Standard Instruments.

For tests results of each items were made by observation of each Instruments display and also with SLM's display.

Condition of this result of calibration :

1. Reference Standard Instruments :

Instrument	Model	Serial No.	Cert. No.	Due Date
Waveform Generator	33210A	MY48017076	EF-4012-23	10-Feb-22
Waveform Generator	33511B	MY52302742	EF-4011-21	10-Feb-22
Digital Multimeter	33461A	MY53220104	EEL-B7-05-0264	10-Feb-22
Digital Multimeter	33461A	MY53220076	EEL-B7-05-0264	08-Feb-22
Digital Multimeter	34461A	MY60024273	1-1518725251-1	15-Sep-22
Programmable Attenuator	MAT-1070	62100114	1508-07774E	08-Mar-22
Condenser Microphone	4180	2977990	AA-1008-21	05-Feb-22
Measuring Amplifier	NA-42KA1	34560495	AA-3003-21	16-Feb-22

2. This result of calibration was found accurate as shown on date and place of calibration for this calibrated item only.

3. This certificate is traceable to the international system of unit maintained at :

- 3.1 National Institute of Metrology (Thailand).
- 3.2 Thailand Institute of Scientific and Technological Research (TISTR).

QF-TS12-04-04-020664

Continuation of Calibration Certificate

Cert. No. : ACL22059
Job No. : VC65AC0043
Pages : 3 of 8

Summary of Measurement Result

Parameter	Pass	Fail	Uncertainty (dB)	Maximum-permitted uncertainty of measurement (dB)
1. Absolute sensitivity	✓	-	0.2	N/A
2. Self-generated noise	✓	-	0.2	N/A
3. Acoustical signal tests of frequency weightings				
125 Hz	✓	-	0.3	0.6
1000 Hz	✓	-	0.3	0.6
8000 Hz	✓	-	0.3	0.7
4. Electrical signal tests of frequency weightings				
For 10 Hz to 4 kHz	✓	-	0.3	0.6
For > 4 kHz to 10 kHz	✓	-	0.3	0.7
For > 10 kHz to 20 kHz	-	-	-	1.0
5. Frequency and time weightings at 1 kHz	✓	-	0.2	0.2
6. Long-term stability	✓	-	0.1	0.1
7. Level linearity on the reference level range	✓	-	0.2	0.3
8. Level linearity including the level range control	✓	-	0.2	0.3
9. Tone burst response	✓	-	0.2	0.3
10. Peak C sound level	✓	-	0.2	0.35
11. Overload indication	✓	-	0.2	0.25
12. High level stability	✓	-	0.1	0.1

QF-TS12-04-04-020664

T. P. K.

Continuation of Calibration Certificate

Cert. No. : ACL22059
Job No. : VC65AC0043
Pages : 4 of 8

Result of calibration

1. Absolute sensitivity

Reference Acoustic Signal (dB)	Measured Value (dB)	Deviation (dB)	Acceptance Limit (dB)
93.9 (93.96)	93.9	0.0	±0.2

2. Self-generated noise

2.1 Normal test

Measured Value (dB)
14.6

2.2 The microphone of the sound level meter was replaced by electrical signal input device.

Frequency Weighting	Measured value (dB)
A-weight	11.6
C-weight	17.8
Flat	23.7

3. Acoustical signal tests of frequency weightings

Meter free-field acoustic response at a level of 84 dB

Frequency (Hz)	Deviation from various frequency weighting response curve (dB)			
	Flat	C-weight	A-weight	Acceptance Limits
125	0.3	0.3	0.3	±1.5
1000	0.0	0.0	0.0	±1.0
8000	-1.6	-1.5	-1.5	±5.0

QF-TS12-04-04-020664

T. P. K.

Continuation of Calibration Certificate

Cert. No. : ACL22059
Job No. : VC65AC0043
Pages : 5 of 8

4. Electrical signal tests of frequency weightings

Weighting network response with relative to 1 kHz

Frequency (Hz)	Deviation from various frequency weighting response curve (dB)			
	Flat	C-weight	A-weight	Acceptance Limits
63	0.0	0.0	0.0	±2.0
125	0.0	0.0	0.0	±1.5
250	0.0	0.0	0.0	±1.5
500	0.0	0.1	0.0	±1.5
1000	0.0	0.0	0.0	±1.0
2000	0.0	0.1	0.0	±2.0
4000	0.0	0.0	0.0	±3.0
8000	0.0	0.1	0.1	±5.0

5. Frequency and time weightings at 1 kHz

5.1 Frequency weightings at 1 kHz

Frequency Weighting	Measured Value (dB)	Deviated Value (dB)	Acceptance Limits (dB)
A-weight	94.0	0.0	-
C-weight	94.0	0.0	±0.2
Flat	94.0	0.0	±0.2

5.2 Time weighting at 1 kHz

Frequency Weighting	Measured Value (dB)	Deviated Value (dB)	Acceptance Limits (dB)
Fast	94.0	0.0	-
Slow	94.0	0.0	±0.1
1eq	94.0	0.0	±0.1

6. Long-term stability

Frequency Weighting	SI M Display at initial (dB)	SI M Display at final (dB)	Deviated Value (dB)	Acceptance Limits (dB)
A-weight	94.0	94.0	0.0	±0.3

QF-TS12-04-04-020664

T. P. K.

Continuation of Calibration Certificate

Cert. No. : ACL22059
Job No. : VC65AC0043
Pages : 6 of 8

7. Level linearity on the reference level range

Anticipated Value (dB)	Measured Value (dB)	Deviated Value (dB)	Acceptance Limits (dB)
137.0	137.0	0.0	±1.1
136.0	136.0	0.0	±1.1
135.0	135.0	0.0	±1.1
134.0	134.0	0.0	±1.1
133.0	133.0	0.0	±1.1
132.0	132.0	0.0	±1.1
131.0	131.0	0.0	±1.1
129.0	129.0	0.0	±1.1
124.0	124.0	0.0	±1.1
119.0	119.0	0.0	±1.1
114.0	114.0	0.0	±1.1
109.0	109.0	0.0	±1.1
104.0	104.0	0.0	±1.1
99.0	99.0	0.0	±1.1
94.0	94.0	0.0	±1.1
89.0	89.0	0.0	±1.1
84.0	84.0	0.0	±1.1
79.0	79.0	0.0	±1.1
74.0	74.0	0.0	±1.1
69.0	69.0	0.0	±1.1
64.0	64.0	0.0	±1.1
59.0	59.0	0.0	±1.1
54.0	54.0	0.0	±1.1
49.0	49.0	0.0	±1.1
44.0	44.0	0.0	±1.1
39.0	38.9	-0.1	±1.1
34.0	33.9	-0.1	±1.1
30.0	30.0	0.0	±1.1
29.0	29.0	0.0	±1.1
28.0	28.0	0.0	±1.1
27.0	27.0	0.0	±1.1
26.0	26.1	0.1	±1.1
25.0	25.0	0.0	±1.1

QF-TS12-04-04-020664

T. P. K.

Continuation of Calibration Certificate

Cert. No. : ACL22059
Job No. : VC65AC0043
Pages : 7 of 8

8. Level linearity including the level range control

Range	Anticipated Value (dB)	Measured Value (dB)	Deviated Value (dB)	Acceptance Limits (dB)
Auto	94.0	94.0	0.0	±1.1

9. Tone burst response

Time Weighting	Tone burst duration, Tb (ms)	Cycle	Anticipated Value (dB)	Measured Value (dB)	Deviated Value (dB)	Acceptance Limits (dB)
Fast	0.25	1	108.0	107.9	-0.1	1.5 ; -5.0
	2	8	117.0	117.0	0.0	1.0 ; -2.5
	200	800	134.0	134.1	0.1	±1.0
Slow	2	8	108.0	108.0	0.0	1.5 ; -5.0
	200	800	127.6	127.6	0.0	±1.0
	0.25	1	99.0	98.9	-0.1	1.5 ; -5.0
SEL	2	8	108.0	108.0	0.0	1.0 ; -2.5
	200	800	128.0	128.0	0.0	±1.0

10. Peak C sound level

Number of cycle in test signal	Anticipated Value (dB)	Measured Value, Lepeak (dB)	Deviated Value (dB)	Acceptance Limits (dB)
Continuous	133.0	133.0	0.0	-
One	136.4	136.1	-0.3	±3.0

Number of cycle in test signal	Anticipated Value (dB)	Measured Value (dB)	Deviated Value (dB)	Acceptance Limits (dB)
Continuous	133.0	133.0	0.0	-
Positive half cycle	135.4	135.2	-0.2	±2.0
Negative half cycle	135.4	135.2	-0.2	±2.0

QF-TS12-04-04-020664

T. Petchurai

Continuation of Calibration Certificate

Cert. No. : ACL22059
Job No. : VC65AC0043
Pages : 8 of 8

11. Overload indication

Measured value (dB)		Deviated Value (dB)	Acceptance Limits (dB)
Positive one-half cycle	Negative one-half cycle		
89.6	89.7	0.1	±1.5

12. High level stability

Frequency Weighting	SLM Display at initial (dB)	SLM Display at final (dB)	Deviated Value (dB)	Acceptance Limits (dB)
A-weight	137.0	137.0	0.0	±0.3

The reported uncertainty is based on a standard uncertainty multiplied by coverage factor $k = 2$ or any value following calculation, providing a level of confidence of approximately 95 %

End of Calibration Certificate

QF-TS12-04-04-020664

T. Petchurai

SITHIPORN ASSOCIATES CO.,LTD.
CALIBRATION LABORATORY

451-451/1 Srinakharin Rd.,Bangbunru, Bangkok Bangkok 10700 THAILAND
Tel:0-2435-8800 Fax:0-2433-1679 e-mail:cal-center@sitiporn.com http://www.sitiporn.com



Cert. No. : ACL22060
Pages : 1 of 8

Calibration Certificate

Equipment : SOUND LEVEL METER
Manufacturer : RION
Model : NL-42/ Microphone UC-52 / Preamplifier NH-24
Serial No. : 00734225 / 169439 / 72460
ID No. : RYG-FS0030

Condition As Found : GOOD

Customer : ALS LABORATORY GROUP (THAILAND) CO., LTD.
104 PHATTANAKAN 40, PHATTANAKAN ROAD,
KHWAENG PHATTANAKAN, KHET SUAN LUANG,
BANGKOK, 10250 THAILAND.

Location : -
Ambient Temperature : (23.0 ± 3) °C
Pressure : (101.3 ± 3) kPa
Relative Humidity : (50.0 ± 20) %

Received Date : 14 JANUARY 2022
Calibration Date : 21-24 JANUARY 2022
Date of Issue : 25 JANUARY 2022

REVIEW BY : *Manthan P.*
APPROVED BY : *T. Petchurai*
NEXT CAL DATE : 21/1/23

Calibrated by : Nathakorn Pisutpaisan

Approved by : *T. Petchurai*
(Thanakorn Petchurai)

This certificate is issued in accordance with the requirements of ISO/IEC 17025 standard, may not be reproduced other than in full, except with the prior written approval of the head of Calibration Laboratory.

QF-TS12-04-04-020664

SITHIPORN ASSOCIATES CO.,LTD.
CALIBRATION LABORATORY

Continuation of Calibration Certificate

Cert. No. : ACL22060
Job No. : VC65AC0043
Pages : 2 of 8

Calibration Procedure : CP-AC-01

Calibration Method:

This equipment was calibrated by based on IEC-61672-3 (2013) Standard for sound level meter (SLM). The SLM had tests to (Acoustical and Electrical signal tests of frequency weighting with Anechoic chamber and Reference Standard Instruments. For tests results of each items were made by observation of each Instruments display and also with SLM's display.

Condition of this result of calibration :

1. Reference Standard Instruments :

Instrument	Model	Serial No.	Cert. No.	Due Date
Waveform Generator	33210A	MY48017076	EF-8012-21	10-Feb-22
Waveform Generator	33511B	MY52302742	EF-8011-21	10-Feb-22
Digital Multimeter	33461A	MY53220104	EEL-BP_05-0264	10-Feb-22
Digital Multimeter	33461A	MY53220976	EEL-BP_03-0264	08-Feb-22
Digital Multimeter	34461A	MY60024273	I-1318725251-1	15-Sep-22
Programmable Attenuator	MAT-1070	62100114	1500-07774E	08-Mar-22
Condenser Microphone	4180	29779006	AA-1008-21	05-Feb-22
Measuring Amplifier	NA-42KAI	34560495	AA-3003-21	16-Feb-22

2. This result of calibration was found accurate as shown on date and place of calibration for this calibrated item only.

3. This certificate is traceable to the international system of unit maintained at :

- 3.1 National Institute of Metrology (Thailand).
- 3.2 Thailand Institute of Scientific and Technological Research (TISTR).

QF-TS12-04-04-020664

T. Petchurai

Continuation of Calibration Certificate

Cert. No. : ACL22060
Job No. : VC65AC0043
Pages : 3 of 8

Summary of Measurement Result :

Parameter	Pass	Fail	Uncertainty (dB)	Maximum-permitted uncertainty of measurement (dB)
1. Absolute sensitivity	✓	-	0.2	N/A
2. Self-generated noise	✓	-	0.2	N/A
3. Acoustical signal tests of frequency weightings				
125 Hz	✓	-	0.3	0.6
1000 Hz	✓	-	0.3	0.6
8000 Hz	✓	-	0.4	0.7
4. Electrical signal tests of frequency weightings				
For 10 Hz to 4 kHz	✓	-	0.3	0.6
For > 4 kHz to 10 kHz	✓	-	0.3	0.7
For > 10 kHz to 20 kHz	-	-	-	1.0
5. Frequency and time weightings at 1 kHz	✓	-	0.2	0.2
6. Long-term stability	✓	-	0.1	0.1
7. Level linearity on the reference level range	✓	-	0.2	0.3
8. Level linearity including the level range control	✓	-	0.2	0.3
9. Tone burst response	✓	-	0.2	0.3
10. Peak C sound level	✓	-	0.2	0.35
11. Overload indication	✓	-	0.2	0.25
12. High level stability	✓	-	0.1	0.1

QF-TS12-04-04-020664

T. R. P. A.

Continuation of Calibration Certificate

Cert. No. : ACL22060
Job No. : VC65AC0043
Pages : 4 of 8

Result of calibration :

1. Absolute sensitivity

Reference Acoustic Signal (dB)	Measured Value (dB)	Deviation (dB)	Acceptance Limit (dB)
93.9 (93.96)	93.9	0.0	±0.3

2. Self-generated noise

2.1 Normal test

Measured Value (dB)
14.2

2.2 The microphone of the sound level meter was replaced by electrical signal input device.

Frequency Weighting	Measured value (dB)
A-weight	10.8
C-weight	17.2
Flat	23.0

3. Acoustical signal tests of frequency weightings

Meter free-field acoustic response at a level of 84 dB

Frequency (Hz)	Deviation from various frequency weighting response curve (dB)			
	Flat	C-weight	A-weight	Acceptance Limits
125	0.4	0.5	0.5	± 1.5
1000	-0.1	-0.1	-0.1	± 1.0
8000	-1.6	-1.5	-1.5	± 5.0

QF-TS12-04-04-020664

T. R. P. A.

Continuation of Calibration Certificate

Cert. No. : ACL22060
Job No. : VC65AC0043
Pages : 5 of 8

4. Electrical signal tests of frequency weightings

Weighting network response with relative to 1 kHz.

Frequency (Hz)	Deviation from various frequency weighting response curve (dB)			
	Flat	C-weight	A-weight	Acceptance Limits
63	0.0	0.0	0.0	±2.0
125	0.0	0.0	0.0	±1.5
250	0.0	0.0	-0.1	±1.5
500	0.0	0.0	-0.1	±1.5
1000	0.0	0.0	0.0	±1.0
2000	0.0	0.0	0.0	±2.0
4000	0.0	0.0	0.0	±3.0
8000	0.0	0.1	0.1	±5.0

5. Frequency and time weightings at 1 kHz

5.1 Frequency weightings at 1 kHz

Frequency Weighting	Measured Value (dB)	Deviated Value (dB)	Acceptance Limits (dB)
A-weight	94.0	0.0	-
C-weight	94.0	0.0	± 0.2
Flat	94.0	0.0	± 0.2

5.2 Time weighting at 1 kHz

Frequency Weighting	Measured Value (dB)	Deviated Value (dB)	Acceptance Limits (dB)
Fast	94.0	0.0	-
Slow	94.0	0.0	± 0.1
Leq	94.0	0.0	± 0.1

6. Long-term stability

Frequency Weighting	S.M Display at initial (dB)	S.M Display at final (dB)	Deviated Value (dB)	Acceptance Limits (dB)
A-weight	94.0	94.0	0.0	± 0.3

QF-TS12-04-04-020664

T. R. P. A.

Continuation of Calibration Certificate

Cert. No. : ACL22060
Job No. : VC65AC0043
Pages : 6 of 8

7. Level linearity on the reference level range

Anticipated Value (dB)	Measured Value (dB)	Deviated Value (dB)	Acceptance Limits (dB)
137.0	137.0	0.0	± 1.1
136.0	136.0	0.0	± 1.1
135.0	135.0	0.0	± 1.1
134.0	134.0	0.0	± 1.1
133.0	132.9	-0.1	± 1.1
132.0	131.9	-0.1	± 1.1
131.0	130.9	-0.1	± 1.1
129.0	129.0	0.0	± 1.1
124.0	124.0	0.0	± 1.1
119.0	119.0	0.0	± 1.1
114.0	114.0	0.0	± 1.1
109.0	109.0	0.0	± 1.1
104.0	104.0	0.0	± 1.1
99.0	99.0	0.0	± 1.1
94.0	94.0	0.0	± 1.1
89.0	89.0	0.0	± 1.1
84.0	84.0	0.0	± 1.1
79.0	79.0	0.0	± 1.1
74.0	74.0	0.0	± 1.1
69.0	69.0	0.0	± 1.1
64.0	64.0	0.0	± 1.1
59.0	59.0	0.0	± 1.1
54.0	54.0	0.0	± 1.1
49.0	49.0	0.0	± 1.1
44.0	44.0	0.0	± 1.1
39.0	39.0	0.0	± 1.1
34.0	34.0	0.0	± 1.1
30.0	30.0	0.0	± 1.1
29.0	29.0	0.0	± 1.1
28.0	28.0	0.0	± 1.1
27.0	27.0	0.0	± 1.1
26.0	26.1	0.1	± 1.1
25.0	25.1	0.1	± 1.1

QF-TS12-04-04-020664

T. R. P. A.

Continuation of Calibration Certificate

Cert. No. : ACL22000
Job No. : VC65AC0043
Pages : 7 of 8

8. Level linearity including the level range control

Range	Anticipated Value (dB)	Measured Value (dB)	Deviated Value (dB)	Acceptance Limits (dB)
Auto	94.0	94.0	0.0	±1.1

9. Tone burst response

Time Weighing	Tone burst duration, T _b (ms)	Cycle	Anticipated Value (dB)	Measured Value (dB)	Deviated Value (dB)	Acceptance Limits (dB)
Fast	0.25	1	108.0	107.9	-0.1	1.5; -5.0
	2	8	117.0	117.0	0.0	1.0; -2.5
	200	800	134.0	134.0	0.0	±1.0
Slow	2	8	108.0	108.0	0.0	1.5; -5.0
	200	800	127.6	127.6	0.0	±1.0
	0.25	1	99.0	98.9	-0.1	1.5; -5.0
SEL	2	8	108.0	108.0	0.0	1.0; -2.5
	200	800	128.0	128.0	0.0	±1.0

10. Peak C sound level

Number of cycle in test signal	Anticipated Value (dB)	Measured Value, L _{peak} (dB)	Deviated Value (dB)	Acceptance Limits (dB)
Continuous	133.0	133.0	0.0	-
One	136.4	135.8	-0.6	±3.0

Number of cycle in test signal	Anticipated Value (dB)	Measured Value (dB)	Deviated Value (dB)	Acceptance Limits (dB)
Continuous	133.0	133.0	0.0	-
Positive half cycle	135.4	135.1	-0.3	±2.0
Negative half cycle	135.4	135.1	-0.3	±2.0

QF-TS12-04-04-020664

T. Petchur

Continuation of Calibration Certificate

Cert. No. : ACL22060
Job No. : VC65AC0043
Pages : 8 of 8

11. Overload indication

Measured value (dB)	Deviated Value (dB)	Acceptance Limits (dB)
Positive one-half cycle	Negative one-half cycle	
89.6	89.5	-0.1
		±1.5

12. High level stability

Frequency Weighting	SLM Display at initial (dB)	SLM Display at final (dB)	Deviated Value (dB)	Acceptance Limits (dB)
A-weight	137.0	137.0	0.0	±0.3

The reported uncertainty is based on a standard uncertainty multiplied by coverage factor $k = 2$ or any value following calculation, providing a level of confidence of approximately 95 %

End of Calibration Certificate

QF-TS12-04-04-020664

S. Petchur

SITHIPORN ASSOCIATES CO.,LTD.
CALIBRATION LABORATORY

451-451/1 Sirinthorn Rd., Bangbunru, Bangplud Bangkok 10700 THAILAND
Tel:0-2435-8800 Fax:0-2433-1679 e-mail:cal-center@sithiporn.com http://www.sithiporn.com



Cert. No. : ACL22025
Pages : 1 of 8

Calibration Certificate


Equipment : SOUND LEVEL METER
Manufacturer : RION
Model : NL-42/ Microphone UC-52 / Preamplifier NH-24
Serial No.: 00734221 / 145286 / 34371
ID No.: RYG_FS0027

Condition As Found : GOOD

Customer : ALS LABORATORY GROUP (THAILAND) CO., LTD.
104 PHATTHANAKAN 40, PHATTHANAKAN ROAD,
KHWAENG PHATTHANAKAN, KHET SUAN LUANG,
BANGKOK, 10250 THAILAND.

Location :
Ambient Temperature : (23.0 ± 3) °C
Pressure : (101.3 ± 3) kPa
Relative Humidity : (50.0 ± 20) %

Received Date : 05 JANUARY 2022
Calibration Date : 10-12 JANUARY 2022
Date of Issue : 13 JANUARY 2022



Calibrated by : Narthorn Pisutpaisan

Approved by : T. Petchur
(Thanakul Petchurai)

This certificate is issued in accordance with the requirements of ISO/IEC 17025 standard, may not be reproduced other than in full, except with the prior written approval of the head of Calibration Laboratory.

QF-TS12-04-04-020664

Continuation of Calibration Certificate

Cert. No. : ACL22025
Job No. : VC65AC0040
Pages : 2 of 8

Calibration Procedure : CP-AC-01

Calibration Method :

This equipment was calibrated by based on IEC-61672-3 (2013) Standard for sound level meter (SLM). The SLM had tests to Acoustical and Electrical signal tests of frequency weighting with Anechoic chamber and Reference Standard Instruments.

For tests results of each items were made by observation of each Instruments display and also with SLM's display.

Condition of this result of calibration :

1. Reference Standard Instruments :

Instrument	Model	Serial No.	Cert. No.	Due Date
Waveform Generator	33210A	MY48017076	EF-0012-21	10-Feb-22
Waveform Generator	33511B	MY52302742	EF-0011-21	10-Feb-22
Digital Multimeter	33461A	MY53220104	EEL-BF_03/0264	10-Feb-22
Digital Multimeter	33461A	MY53220076	EEL-BF_03/0264	08-Feb-22
Digital Multimeter	34461A	MY60024273	1-15189725251-1	15-Sep-22
Programmable Attenuator	MAT-1070	62100114	1500-07774E	08-Mar-22
Condenser Microphone	4180	2977900	AA-1008-21	05-Feb-22
Measuring Amplifier	NA-47K A1	34560495	AA-1003-21	16-Feb-22

2. This result of calibration was found accurate as shown on date and place of calibration for this calibrated item only.

3. This certificate is traceable to the international system of unit maintained at :

- 3.1 National Institute of Metrology (Thailand).
- 3.2 Thailand Institute of Scientific and Technological Research (TISTR).

QF-TS12-04-04-020664

S. Petchur

Continuation of Calibration Certificate

Cert. No. : ACL22025
Job No. : VC65AC0040
Pages : 3 of 8

Summary of Measurement Result :

Parameter	Pass	Fail	Uncertainty (dB)	Maximum-permitted uncertainty of measurement (dB)
1. Absolute sensitivity	✓	-	0.2	N/A
2. Self-generated noise	✓	-	0.2	N/A
3. Acoustical signal tests of frequency weightings				
125 Hz	✓	-	0.3	0.6
1000 Hz	✓	-	0.3	0.6
8000 Hz	✓	-	0.3	0.7
4. Electrical signal tests of frequency weightings				
For 10 Hz to 4 kHz	✓	-	0.3	0.6
For > 4 kHz to 10 kHz	✓	-	0.3	0.7
For > 10 kHz to 20 kHz	-	-	-	1.0
5. Frequency and time weightings at 1 kHz	✓	-	0.2	0.2
6. Long - term stability	✓	-	0.1	0.1
7. Level linearity on the reference level range	✓	-	0.2	0.3
8. Level linearity including the level range control	✓	-	0.2	0.3
9. Tone burst response	✓	-	0.2	0.3
10. Peak C sound level	✓	-	0.2	0.35
11. Overload indication	✓	-	0.2	0.25
12. High level stability	✓	-	0.1	0.1

QF-TS12-04-04-020664

T P.T.

Continuation of Calibration Certificate

Cert. No. : ACL22025
Job No. : VC65AC0040
Pages : 4 of 8

Result of calibration :

1. Absolute sensitivity

Reference Acoustic Signal (dB)	Measured Value (dB)	Deviation (dB)	Acceptance Limit (dB)
93.9 (93.96)	93.9	0.0	±0.3

2. Self-generated noise

2.1 Normal test

Measured Value (dB)
16.2

2.2 The microphone of the sound level meter was replaced by electrical signal input device.

Frequency Weighting	Measured value (dB)
A-weight	11.6
C-weight	18.0
Flat	23.9

3. Acoustical signal tests of frequency weightings

Meter free-field acoustic response at a level of 84 dB

Frequency (Hz)	Deviation from various frequency weighting response curve (dB)			
	Flat	C-weight	A-weight	Acceptance Limits
125	0.5	0.5	0.6	±1.5
1000	0.0	0.0	0.1	±1.0
8000	-2.3	-2.3	-2.3	±5.0

QF-TS12-04-04-020664

T P.T.

Continuation of Calibration Certificate

Cert. No. : ACL22025
Job No. : VC65AC0040
Pages : 5 of 8

4. Electrical signal tests of frequency weightings

Weighting network response with relative to 1 kHz.

Frequency (Hz)	Deviation from various frequency weighting response curve (dB)			
	Flat	C-weight	A-weight	Acceptance Limits
63	0.0	0.0	0.0	±2.0
125	0.0	0.0	0.0	±1.5
250	0.0	0.0	0.0	±1.5
500	0.0	0.1	0.0	±1.5
1000	0.0	0.0	0.0	±1.0
2000	0.0	0.1	0.0	±1.0
4000	0.0	0.0	0.0	±3.0
8000	0.0	0.1	0.1	±5.0

5. Frequency and time weightings at 1 kHz

5.1 Frequency weightings at 1 kHz

Frequency Weighting	Measured Value (dB)	Deviated Value (dB)	Acceptance Limits (dB)
A-weight	94.0	0.0	-
C-weight	94.0	0.0	±0.2
Flat	94.0	0.0	±0.2

5.2 Time weighting at 1 kHz

Frequency Weighting	Measured Value (dB)	Deviated Value (dB)	Acceptance Limits (dB)
Fast	94.0	0.0	-
Slow	94.0	0.0	±0.1
Leq	94.0	0.0	±0.1

6. Long - term stability

Frequency Weighting	SLM Display at initial (dB)	SLM Display at final (dB)	Deviated Value (dB)	Acceptance Limits (dB)
A-weight	94.0	94.1	0.1	±0.3

QF-TS12-04-04-020664

T P.T.

Continuation of Calibration Certificate

Cert. No. : ACL22025
Job No. : VC65AC0040
Pages : 6 of 8

7. Level linearity on the reference level range

Anticipated Value (dB)	Measured Value (dB)	Deviated Value (dB)	Acceptance Limits (dB)
137.0	137.0	0.0	±1.1
136.0	136.0	0.0	±1.1
135.0	135.0	0.0	±1.1
134.0	134.0	0.0	±1.1
133.0	133.0	0.0	±1.1
132.0	132.0	0.0	±1.1
131.0	131.0	0.0	±1.1
129.0	129.0	0.0	±1.1
124.0	124.0	0.0	±1.1
119.0	119.0	0.0	±1.1
114.0	114.0	0.0	±1.1
109.0	109.0	0.0	±1.1
104.0	104.0	0.0	±1.1
99.0	99.0	0.0	±1.1
94.0	94.0	0.0	±1.1
89.0	89.0	0.0	±1.1
84.0	84.0	0.0	±1.1
79.0	79.0	0.0	±1.1
74.0	74.0	0.0	±1.1
69.0	69.0	0.0	±1.1
64.0	64.0	0.0	±1.1
59.0	59.0	0.0	±1.1
54.0	54.0	0.0	±1.1
49.0	49.0	0.0	±1.1
44.0	44.0	0.0	±1.1
39.0	38.9	-0.1	±1.1
34.0	34.0	0.0	±1.1
30.0	30.0	0.0	±1.1
29.0	29.0	0.0	±1.1
28.0	28.0	0.0	±1.1
27.0	27.0	0.0	±1.1
26.0	26.0	0.0	±1.1
25.0	25.0	0.0	±1.1

QF-TS12-04-04-020664

T P.T.

Continuation of Calibration Certificate

Cert. No. : ACL22025
Job No. : VC65AC0040
Pages : 7 of 8

8. Level linearity including the level range control

Range	Anticipated Value (dB)	Measured Value (dB)	Deviated Value (dB)	Acceptance Limits (dB)
Auto	94.0	94.0	0.0	±1.1

9. Tone burst response

Time Weighting	Tone burst duration, Tb (ms)	Cycle	Anticipated Value (dB)	Measured Value (dB)	Deviated Value (dB)	Acceptance Limits (dB)
Fast	0.25	1	108.0	108.0	0.0	1.5; -5.0
	2	8	117.0	117.0	0.0	1.0; -2.5
	200	800	134.0	134.1	0.1	±1.0
Slow	2	8	108.0	108.0	0.0	1.5; -5.0
	200	800	127.6	127.6	0.0	±1.0
	0.25	1	99.0	98.9	-0.1	1.5; -5.0
SEL	2	8	108.0	108.0	0.0	1.0; -2.5
	200	800	128.0	128.1	0.1	±1.0

10. Peak C sound level

Number of cycle in test signal	Anticipated Value (dB)	Measured Value, Lcpeak (dB)	Deviated Value (dB)	Acceptance Limits (dB)
Continuous	133.0	133.0	0.0	-
One	136.4	136.3	-0.1	±3.0

Number of cycle in test signal	Anticipated Value (dB)	Measured Value (dB)	Deviated Value (dB)	Acceptance Limits (dB)
Continuous	133.0	133.0	0.0	-
Positive half cycle	135.4	135.1	-0.3	±2.0
Negative half cycle	135.4	135.1	-0.3	±2.0

QF-TS12-04-04-020664

Continuation of Calibration Certificate

Cert. No. : ACL22025
Job No. : VC65AC0040
Pages : 8 of 8

11. Overload indication

Measured value (dB)		Deviated Value (dB)	Acceptance Limits (dB)
Positive one-half cycle	Negative one-half cycle	0.1	±1.5
89.5	89.6		

12. High level stability

Frequency Weighting	SLM Display at initial (dB)	SLM Display at final (dB)	Deviated Value (dB)	Acceptance Limits (dB)
A-weight	137.0	137.0	0.0	±0.3

The reported uncertainty is based on a standard uncertainty multiplied by coverage factor $k = 2$ or any value following calculation, providing a level of confidence of approximately 95 %

End of Calibration Certificate

QF-TS12-04-04-020664

SITHIPORN ASSOCIATES CO.,LTD.
CALIBRATION LABORATORY

451-451/1 Sirinthorn Rd., Bangbunru, Bangplud Bangkok 10700 THAILAND
Tel:0-2435-8800 Fax:0-2433-1679 e-mail:cal-center@sithiporn.com http://www.sithiporn.com



Cert. No. : ACL22054
Pages : 1 of 8

Calibration Certificate

Equipment : SOUND LEVEL METER
Manufacturer : RION
Model : NL-42/ Microphone UC-52 / Preamplifier NH-24
Serial No.: 00233184 / 144831 / 23232
ID No.: RYG_FS0025

Condition As Found : GOOD

Customer : ALS LABORATORY GROUP (THAILAND) CO., LTD.
104 PHATTHANAKAN 40, PHATTHANAKAN ROAD,
KHWAENG PHATTHANAKAN, KHET SUAN LUANG,
BANGKOK, 10250 THAILAND.

Location : -
Ambient Temperature : (23.0 ± 3) °C
Pressure : (101.3 ± 3) kPa
Relative Humidity : (50.0 ± 20) %

Received Date : 14 JANUARY 2022
Calibration Date : 21-24 JANUARY 2022
Date of Issue : 25 JANUARY 2022

Calibrated by : Nathakorn Pisutpaisan

Approved by : *T. Petchurai*
(Thanakul Petchurai)

This certificate is issued in accordance with the requirements of ISO/IEC 17025 standard, may not be reproduced other than in full, except with the prior written approval of the head of Calibration Laboratory.

QF-TS12-04-04-020664

SITHIPORN ASSOCIATES
SITHIPORN ASSOCIATES CO.,LTD.
CALIBRATION LABORATORY

Continuation of Calibration Certificate

Cert. No. : ACL22054
Job No. : VC65AC0043
Pages : 2 of 8

Calibration Procedure : CP-AC-01

Calibration Method :

This equipment was calibrated by based on IEC-61672-3 (2013) Standard for sound level meter (SLM). The SLM had tests to Acoustical and Electrical signal tests of frequency weighting with Anechoic chamber and Reference Standard Instruments.
For tests results of each items were made by observation of each Instruments display and also with SLM's display.

Condition of this result of calibration :

1. Reference Standard Instruments :

Instrument	Model	Serial No.	Cert. No.	Due Date
Waveform Generator	33210A	MY48017076	EF-012-21	10-Feb-22
Waveform Generator	33511B	MY52302742	EF-011-21	10-Feb-22
Digital Multimeter	33461A	MY53220104	EEL-BF_05/0264	10-Feb-22
Digital Multimeter	33461A	MY53220076	EEL-BF_03/0264	08-Feb-22
Digital Multimeter	34461A	MY60024273	I-1518725251-1	15-Sep-22
Programmable Attenuator	MAT-1070	62100114	1500-07774E	08-Mar-22
Condenser Microphone	4180	2977900	AA-1008-21	03-Feb-22
Measuring Amplifier	NA-42KAI	34560495	AA-3003-21	16-Feb-22

2. This result of calibration was found accurate as shown on date and place of calibration for this calibrated item only.

3. This certificate is traceable to the international system of unit maintained at :

- 3.1 National Institute of Metrology (Thailand).
- 3.2 Thailand Institute of Scientific and Technological Research (TISTR).

QF-TS12-04-04-020664

Cert. No. : ACL22054
Job No. : VC65AC0043
Pages : 3 of 8

Summary of Measurement Result :

Parameter	Pass	Fail	Uncertainty (dB)	Maximum-permitted uncertainty of measurement (dB)
1. Absolute sensitivity	✓	-	0.2	N/A
2. Self-generated noise	✓	-	0.2	N/A
3. Acoustical signal tests of frequency weightings				
125 Hz	✓	-	0.3	0.6
1000 Hz	✓	-	0.3	0.6
8000 Hz	✓	-	0.4	0.7
4. Electrical signal tests of frequency weightings				
For 10 Hz to 4 kHz	✓	-	0.3	0.6
For ≥ 4 kHz to 10 kHz	✓	-	0.3	0.7
For > 10 kHz to 20 kHz	-	-	-	1.0
5. Frequency and time weightings at 1 kHz	✓	-	0.2	0.2
6. Long-term stability	✓	-	0.1	0.1
7. Level linearity on the reference level range	✓	-	0.2	0.3
8. Level linearity including the level range control	✓	-	0.2	0.3
9. Tone burst response	✓	-	0.2	0.3
10. Peak C sound level	✓	-	0.2	0.35
11. Overload indication	✓	-	0.2	0.25
12. High level stability	✓	-	0.1	0.1

QF-TS12-04-04-020664

T. P. Pichan

Cert. No. : ACL22054
Job No. : VC65AC0043
Pages : 4 of 8

Result of calibration :

1. Absolute sensitivity

Reference Acoustic Signal (dB)	Measured Value (dB)	Deviation (dB)	Acceptance Limit (dB)
93.9 (93.96)	93.9	0.0	±0.3

2. Self-generated noise

2.1 Normal test

Measured Value (dB)
14.2

2.2 The microphone of the sound level meter was replaced by electrical signal input device.

Frequency Weighting	Measured value (dB)
A-weight	10.8
C-weight	17.0
Flat	22.8

3. Acoustical signal tests of frequency weightings

Meter free-field acoustic response at a level of 84 dB

Frequency (Hz)	Deviation from various frequency weighting response curve (dB)			
	Flat	C-weight	A-weight	Acceptance Limits
125	0.2	0.2	0.2	±1.5
1000	0.0	0.0	0.0	±1.0
8000	-0.9	-0.8	-0.8	±5.0

QF-TS12-04-04-020664

T. P. Pichan

Cert. No. : ACL22054
Job No. : VC65AC0043
Pages : 5 of 8

4. Electrical signal tests of frequency weightings

Weighting network response with relative to 1 kHz

Frequency (Hz)	Deviation from various frequency weighting response curve (dB)			
	Flat	C-weight	A-weight	Acceptance Limits
63	0.0	-0.1	0.0	±2.0
125	0.0	0.0	0.0	±1.5
250	0.0	0.0	0.0	±1.5
500	0.0	0.0	0.0	±1.5
1000	0.0	0.0	0.0	±1.0
2000	0.0	0.0	0.0	±2.0
4000	0.0	0.0	0.0	±3.0
8000	0.0	0.1	0.1	±5.0

5. Frequency and time weightings at 1 kHz

5.1 Frequency weightings at 1 kHz

Frequency Weighting	Measured Value (dB)	Deviated Value (dB)	Acceptance Limits (dB)
A-weight	94.0	0.0	±0.2
C-weight	94.0	0.0	±0.2
Flat	94.0	0.0	±0.2

5.2 Time weighting at 1 kHz

Frequency Weighting	Measured Value (dB)	Deviated Value (dB)	Acceptance Limits (dB)
Fast	94.0	0.0	-
Slow	94.0	0.0	±0.1
Leq	94.0	0.0	±0.1

6. Long-term stability

Frequency Weighting	SLM Display at initial (dB)	SLM Display at final (dB)	Deviated Value (dB)	Acceptance Limits (dB)
A-weight	94.0	94.0	0.0	±0.3

QF-TS12-04-04-020664

T. P. Pichan

Cert. No. : ACL22054
Job No. : VC65AC0043
Pages : 6 of 8

3. Level linearity on the reference level range

Anticipated Value (dB)	Measured Value (dB)	Deviated Value (dB)	Acceptance Limits (dB)
137.0	137.0	0.0	±1.1
136.0	136.0	0.0	±1.1
135.0	135.0	0.0	±1.1
134.0	134.0	0.0	±1.1
133.0	133.0	0.0	±1.1
132.0	131.9	-0.1	±1.1
131.0	130.9	-0.1	±1.1
129.0	129.0	0.0	±1.1
124.0	124.0	0.0	±1.1
119.0	119.0	0.0	±1.1
114.0	114.0	0.0	±1.1
109.0	109.0	0.0	±1.1
104.0	104.0	0.0	±1.1
99.0	99.0	0.0	±1.1
94.0	94.0	0.0	±1.1
89.0	89.0	0.0	±1.1
84.0	84.0	0.0	±1.1
79.0	79.0	0.0	±1.1
74.0	74.0	0.0	±1.1
69.0	69.0	0.0	±1.1
64.0	64.0	0.0	±1.1
59.0	59.0	0.0	±1.1
54.0	54.0	0.0	±1.1
49.0	49.0	0.0	±1.1
44.0	44.0	0.0	±1.1
39.0	39.0	0.0	±1.1
34.0	34.0	0.0	±1.1
30.0	30.0	0.0	±1.1
29.0	29.0	0.0	±1.1
28.0	28.0	0.0	±1.1
27.0	27.1	0.1	±1.1
26.0	26.1	0.1	±1.1
25.0	25.1	0.1	±1.1

QF-TS12-04-04-020664

T. P. Pichan

Continuation of Calibration Certificate

Cert. No. : ACL22054
Job No. : VC65AC0043
Pages : 7 of 8

8. Level linearity including the level range control

Range	Anticipated Value (dB)	Measured Value (dB)	Deviated Value (dB)	Acceptance Limits (dB)
Auto	94.0	94.0	0.0	±1.1

9. Tone burst response

Time Weighting	Tone burst duration, Tb (ms)	Cycle	Anticipated Value (dB)	Measured Value (dB)	Deviated Value (dB)	Acceptance Limits (dB)
Fast	0.25	1	108.0	107.9	-0.1	1.5; -5.0
	2	8	117.0	117.0	0.0	1.0; -2.5
	200	800	134.0	134.0	0.0	±1.0
Slow	2	8	108.0	108.0	0.0	1.5; -5.0
	200	800	127.6	127.6	0.0	±1.0
	0.25	1	99.0	98.9	-0.1	1.5; -5.0
SEL	2	8	108.0	108.0	0.0	1.0; -2.5
	200	800	128.0	128.0	0.0	±1.0

10. Peak C sound level

Number of cycle in test signal	Anticipated Value (dB)	Measured Value, Lcpeak (dB)	Deviated Value (dB)	Acceptance Limits (dB)
Continuous	133.0	133.0	0.0	-
One	136.4	136.4	0.0	±3.0

Number of cycle in test signal	Anticipated Value (dB)	Measured Value (dB)	Deviated Value (dB)	Acceptance Limits (dB)
Continuous	133.0	133.0	0.0	-
Positive half cycle	135.4	135.1	-0.3	±2.0
Negative half cycle	133.4	135.2	-0.2	±2.0

QF-TS12-04-04-020664

T. Btla

Continuation of Calibration Certificate

Cert. No. : ACL22054
Job No. : VC65AC0043
Pages : 8 of 8

11. Overload indication

Measured value (dB)		Deviated Value (dB)	Acceptance Limits (dB)
Positive one-half cycle	Negative one-half cycle	-6.1	±1.5
89.6	89.5		

12. High level stability

Frequency Weighting	SIM Display at initial (dB)	SIM Display at final (dB)	Deviated Value (dB)	Acceptance Limits (dB)
A-weight	137.0	137.0	0.0	±0.3

The reported uncertainty is based on a standard uncertainty multiplied by coverage factor $k = 2$ or any value following calculation, providing a level of confidence of approximately 95 %

End of Calibration Certificate

QF-TS12-04-04-020664

T. Btla

63/14-15,67/35-36, Soi Petchkasem 7/1, Petchkasem Rd,
Wathapra, Bangkokya, Bangkok 10600 Thailand.

Tel: (66) 02-8680812#13 Fax: (66) 02-8680860 www.jiranatee.com



CERTIFICATE OF CALIBRATION

Certificate No. : CL-045-64
Page 1 of 2

Equipment Name : Heat Stress Monitor with Sensor
Manufacturer : UnifloraHM
Model: HD32.2
Serial No: 25020724
ID No: RYG_P50228

Customer
Name: ALS (labonvay group (thailand) Co.,Ltd.
Address : 104 Pivattanakarn 40, Phattanakarn
Rd. Phwatong Siam Luang, Khet Suan Luang, Bangkok
10250 Thailand.

Received date : 08 JUL 2021
Calibration date : 09 JUL 2021
Issue date : 13 JUL 2021

REVIEW BY *Parinya P.*
APPROVED BY *Mr. Parinya P.*
NEXT CAL DATE *07/12/22*

Reference Used During Calibration
1. Standard Temperature Probe Model : STS-100 A500,
Serial No. : 687882-09, Due date : 25 Mar 2022
2. Digital Temperature Indicator Model : DTI-1000-A MK
II, Serial No. : 671407-00591 Due date : 04 June 2022

Calibration Condition
Temperature : (23±0.1)°C
Relative Humidity : (55±15)%

Calibration Procedure

The temperature calibration was done by In-House calibration method as WI-CL-001 according to comparison method with standard digital temperature indicator and standard temperature probe. The temperature scale use was based on ITS-90.

Traceability

The measurement results are traceable to the international system of units (SI) through National Institute of Metrology Thailand (NIMT) Certificate number : TT-0036-21, Certificate number : ER-0032-21

Calibrated by
☐ Mr. Sorawit Thachalad
☒ Ms. Orathai Wiatwattaya



Mr. Parinya P. Booncharoen
Technical Support
And Calibration Manager

63/14-15,67/35-36, Soi Petchkasem 7/1, Petchkasem Rd,
Wathapra, Bangkokya, Bangkok 10600 Thailand.

Tel: (66) 02-8680812#13 Fax: (66) 02-8680860 www.jiranatee.com

Certificate No. : CL-045-64
Page 2 of 2Result of Calibration : ☒ Without Adjustment ☐ With Adjustment

Calibration Range : 23°C - 40 °C

Functions

Table 1: This equipment was connected with wet bulb probe Model: HP3201.2 S/N: 15031953.
Dimension : Diameter 14 mm, Length 170 mm.

Immersion Depth (mm)	Standard Reading (°C)	UUC Reading (°C)	Error (°C)	Uncertainty (°C)
30	20.055	20.4	0.3	0.16
30	25.046	25.3	0.3	0.099
30	30.040	30.4	0.3	0.16
30	35.036	35.3	0.2	0.14
30	40.029	40.3	0.3	0.30

Table 2: This equipment was connected with temperature probe Model: TP3207.2 S/N: 1503.951.
Dimension : Diameter 14 mm, Length 150 mm.

Immersion Depth (mm)	Standard Reading (°C)	UUC Reading (°C)	Error (°C)	Uncertainty (°C)
70	20.054	20.3	0.2	0.099
70	24.878	25.0	0.1	0.099
70	29.825	29.9	0.1	0.099
70	34.778	34.8	0.0	0.099
70	39.731	39.7	0.0	0.099

Table 3: This equipment was connected with Globe thermometer probe Model: TP3276.2 S/N: 15028490.
Dimension : Diameter 8 mm, Length 170 mm.

Immersion Depth (mm)	Standard Reading (°C)	UUC Reading (°C)	Error (°C)	Uncertainty (°C)
110	20.055	20.1	0.0	0.099
110	25.046	25.1	0.1	0.099
110	30.040	30.1	0.1	0.099
110	35.035	35.1	0.1	0.099
110	40.029	40.1	0.1	0.099

UUC* : Unit Under Calibration

The reported expanded uncertainty is based on standard uncertainty multiplied by a coverage factor $k=2$ providing a level of confidence of approximately 95%.

★ End of Certificate ★



63/14-15,67/35-36, Soi Petchkasem 7,7/1, Petchkasem Rd,
Wathapra, Bangkok, Bangkok 10600 Thailand.
Tel: (66) 02-8680812#13 Fax: (66) 02-8680860 www.jiranatee.com



CERTIFICATE OF CALIBRATION

Certificate No.: CL-049-64
Page 1 of 2

Equipment Name: Heat Stress Monitor with Sensor
Manufacturer: DeltaOHM
Model: HD32.2
Serial No.: 15020739
ID No.: RYG_F30222

Customer
Name: ALS laboratory group (thailand) Co.,Ltd.
Address: 104 Phatthanakan 40, Phatthanakan
Rd., Khwaeng Suan Luang, Khet Suan Luang, Bangkok
10250 Thailand.

Received date: 05 JUL 2021
Calibration date: 13 JUL 2021
Issue date: 13 JUL 2021

Reference Used During Calibration


1. Standard Temperature Probe Model: STS-100 A500,
Serial No.: 667682-09, Due date: 25 Mar 2022
2. Digital Temperature Indicator Model: DTI-1000-A MK
II, Serial No.: 671407-00591 Due date: 04 June 2022

Calibration Condition

Temperature: (23±3)°C
Relative Humidity: (55±15)%

Traceability

The measurement results are traceable to the
international system of units (SI) through National
Institute of Metrology (Thailand) (NIMT) Certificate
number: TT-0036-21, Certificate number: ER-0032-
21



Calibrated by
☐ Mr. Sornwit Thachalad
☒ Miss Orathai Wiwatwattaya



Approved Signatory:
Mr. Parinya Boonchiroen
Technical Support
And Calibration Manager

THIS CERTIFICATE REPORT MAY NOT BE REPRODUCED EXCEPT IN FULL UNLESS PERMISSION FOR REPRODUCTION
HAS BEEN OBTAINED IN WRITING FROM THE LABORATORY.



63/14-15,67/35-36, Soi Petchkasem 7,7/1, Petchkasem Rd,
Wathapra, Bangkok, Bangkok 10600 Thailand.
Tel: (66) 02-8680812#13 Fax: (66) 02-8680860 www.jiranatee.com



Certificate No.: CL-049-64
Page 2 of 2

Result of Calibration: ☒ Without Adjustment ☐ With Adjustment

Calibration Range: 20°C - 40°C

Function:

Table 1: This equipment was connected with wet bulb probe Model: HP3201.2 S/N: 15027717.
Dimension: Diameter 14 mm, Length 170 mm.

Immersion Depth (mm)	Standard Reading (°C)	UUC Reading (°C)	Error (°C)	Uncertainty (°C)
30	20.045	20.1	0.1	0.099
30	25.042	25.1	0.1	0.099
30	30.034	30.1	0.0	0.16
30	35.029	35.1	0.1	0.099
30	40.031	40.1	0.0	0.30

Table 2: This equipment was connected with temperature probe Model: TP3207.2 S/N: 15015503.
Dimension: Diameter 14 mm, Length 150 mm.

Immersion Depth (mm)	Standard Reading (°C)	UUC Reading (°C)	Error (°C)	Uncertainty (°C)
70	20.036	20.1	0.1	0.099
70	24.869	24.9	0.0	0.099
70	29.810	29.8	0.0	0.099
70	34.759	34.6	-0.2	0.099
70	39.700	39.5	-0.2	0.30

Table 3: This equipment was connected with Globe thermometer probe Model: TP3276.2 S/N: 15031164.
Dimension: Diameter 8 mm, Length 170 mm.

Immersion Depth (mm)	Standard Reading (°C)	UUC Reading (°C)	Error (°C)	Uncertainty (°C)
110	20.045	20.1	0.1	0.099
110	25.042	25.1	0.1	0.099
110	30.034	30.1	0.0	0.16
110	35.029	35.1	0.1	0.099
110	40.031	40.1	0.0	0.30

UUC*: Unit Under Calibration

The reported expanded uncertainty is based on standard uncertainty multiplied by a coverage factor k=2 providing
a level of confidence of approximately 95%.

★ End of Certificate ★



63/14-15,67/35-36, Soi Petchkasem 7,7/1, Petchkasem Rd,
Wathapra, Bangkok, Bangkok 10600 Thailand.
Tel: (66) 02-8680812#13 Fax: (66) 02-8680860 www.jiranatee.com



CERTIFICATE OF CALIBRATION

Certificate No.: CL-049-65
Page 1 of 2

Equipment Name: Heat Stress Monitor with Sensor
Manufacturer: DeltaOHM
Model: HD32.2
Serial No.: 15020739
ID No.: RYG_F30219

Customer
Name: ALS laboratory group (thailand) Co.,Ltd.
Address: 104 Phatthanakan 40, Phatthanakan
Rd., Khwaeng Suan Luang, Khet Suan Luang, Bangkok
10250 Thailand.

Received date: 10 JAN 2022
Calibration date: 14 FEB 2022
Issue date: 17 FEB 2022

Reference Used During Calibration

1. Standard Temperature Probe Model: STS-100 A500,
Serial No.: 667682-09, Due date: 25 Mar 2022
2. Digital Temperature Indicator Model: DTI-1000-A MK
II, Serial No.: 671407-00591 Due date: 04 June 2022

Calibration Condition

Temperature: (23±3)°C
Relative Humidity: (55±15)%

Traceability

The measurement results are traceable to the
international system of units (SI) through National
Institute of Metrology (Thailand) (NIMT) Certificate
number: TT-0036-21, Certificate number: ER-0032-
21



Calibrated by
☐ Mr. Sornwit Thachalad
☒ Miss Orathai Wiwatwattaya



Approved Signatory:
Mr. Parinya Boonchiroen
Calibration Department Manager

THIS CERTIFICATE REPORT MAY NOT BE REPRODUCED EXCEPT IN FULL UNLESS PERMISSION FOR REPRODUCTION
HAS BEEN OBTAINED IN WRITING FROM THE LABORATORY.



63/14-15,67/35-36, Soi Petchkasem 7,7/1, Petchkasem Rd,
Wathapra, Bangkok, Bangkok 10600 Thailand.
Tel: (66) 02-8680812#13 Fax: (66) 02-8680860 www.jiranatee.com



Certificate No.: CL-049-65
Page 2 of 2

Result of Calibration: ☒ Without Adjustment ☐ With Adjustment

Calibration Range: 20 - 40 °C

Function:

Table 1: This equipment was connected with wet bulb probe Model: HP3201.2 S/N: 1500276.
Dimension: Diameter 14 mm, Length 170 mm.

Immersion Depth (mm)	Standard Reading (°C)	UUC Reading (°C)	Error (°C)	Uncertainty (°C)
30	20.053	20.3	0.2	0.099
30	25.030	25.3	0.3	0.099
30	30.019	30.3	0.3	0.099
30	35.017	35.3	0.3	0.099
30	40.010	40.3	0.3	0.099

Table 2: This equipment was connected with temperature probe Model: TP3207.2 S/N: 15015491.
Dimension: Diameter 14 mm, Length 150 mm.

Immersion Depth (mm)	Standard Reading (°C)	UUC Reading (°C)	Error (°C)	Uncertainty (°C)
70	20.051	20.1	0.0	0.099
70	24.990	25.0	0.0	0.099
70	29.917	30.0	0.1	0.099
70	34.873	35.0	0.1	0.099
70	39.864	39.9	0.0	0.099

Table 3: This equipment was connected with Globe thermometer probe Model: TP3276.2 S/N: 17023217.
Dimension: Diameter 8 mm, Length 170 mm.

Immersion Depth (mm)	Standard Reading (°C)	UUC Reading (°C)	Error (°C)	Uncertainty (°C)
110	20.054	20.2	0.1	0.099
110	25.035	25.2	0.2	0.099
110	30.018	30.2	0.2	0.099
110	35.015	35.2	0.2	0.099
110	40.003	40.2	0.2	0.099

UUC*: Unit Under Calibration

The reported expanded uncertainty is based on standard uncertainty multiplied by a coverage factor k=2 providing
a level of confidence of approximately 95%.

★ End of Certificate ★



CERTIFICATE OF CALIBRATION

Certificate No.: CL-047-64
Page 1 of 2

Equipment Name: Heat Stress Monitor with Sensor
Manufacturer: HANOHM
Model: HD32.2
Serial No: 15020734
ID No: JYG_FS0980

Customer
Name: ALS Laboratory group (Thailand) Co., Ltd.
Address: 104 Phatthanasak 40, Phatthanasak
Rd., Khwaeng Suan Luang, Khet Suan Luang, Bangkok
10250 Thailand.

Received date: 05 JUL 2021
Calibration date: 12 JUL 2021
Issue date: 13 JUL 2021

REVIEW BY: *Parinya P.*
APPROVED BY: *[Signature]*
AT CAL DATE: 12/4/22

Reference Used During Calibration

1. Standard Temperature Probe Model: STS-100 A500,
Serial No.: 667682-09, Due date: 25 Mar 2022
2. Digital Temperature Indicator Model: DTI-1000-A MK
II, Serial No.: 671407-00591 Due date: 04 June 2022

Calibration Condition

Temperature: (23±3)°C
Relative Humidity: (55±15)%

Calibration Procedure

The temperature calibration was done by In-House
calibration method as WI-CL-001 according to
comparison method with standard digital temperature
indicator and standard temperature probe. The
temperature scale use was based on ITS-90.

Traceability

The measurement results are traceable to the
international system of units (SI) through National
Institute of Metrology Thailand (NIMT) Certificate
number: TT-0036-21, Certificate number: ER-0032-
21.

Calibrated by

Mr. Sorawit Thaslad
Miss Orathai Wiatwittayak



Mr. Parinya Booncharoen
Technical Support
And Calibration Manager

THIS CERTIFICATE REPORT MAY NOT BE REPRODUCED EXCEPT IN FULL UNLESS PERMISSION FOR REPRODUCTION
HAS BEEN OBTAINED IN WRITING FROM THE LABORATORY.

Certificate No.: CL-047-64
Page 2 of 2

Result of Calibration: ☒ Without Adjustment ☐ With Adjustment

Calibration Range: 30°C ~ 40°C

Function:

Table 1: This equipment was connected with wet bulb probe Model: HP3201.2 S/N: 15028544.
Dimension: Diameter 14 mm. Length 170 mm.

Immersion Depth (mm)	Standard Reading (°C)	UUC Reading (°C)	Error (°C)	Uncertainty (°C)
30	20.042	20.0	0.0	0.099
30	25.046	24.9	-0.1	0.099
30	30.040	29.9	-0.1	0.099
30	35.032	34.9	-0.1	0.099
30	40.026	39.9	-0.1	0.099

Table 2: This equipment was connected with temperature probe Model: TP3207.2 S/N: 15033222.
Dimension: Diameter 14 mm. Length 150 mm.

Immersion Depth (mm)	Standard Reading (°C)	UUC Reading (°C)	Error (°C)	Uncertainty (°C)
70	20.040	20.1	0.1	0.099
70	24.921	24.9	0.0	0.099
70	29.830	29.7	-0.1	0.099
70	34.763	34.6	-0.2	0.099
70	39.739	39.5	-0.2	0.099

Table 3: This equipment was connected with Globe thermometer probe Model: TP3276.2 S/N: 15028482.
Dimension: Diameter 8 mm. Length 170 mm.

Immersion Depth (mm)	Standard Reading (°C)	UUC Reading (°C)	Error (°C)	Uncertainty (°C)
110	20.041	20.1	0.1	0.099
110	25.046	25.1	0.1	0.099
110	30.040	30.1	0.1	0.099
110	35.033	35.1	0.1	0.099
110	40.026	40.1	0.1	0.099

UUC*: Unit Under Calibration

The reported expanded uncertainty is based on standard uncertainty multiplied by a coverage factor k=2 providing
a level of confidence of approximately 95%.

★ End of Certificate ★

CERTIFICATE OF CALIBRATION

Certificate No.: CL-048-64
Page 1 of 2

Equipment Name: Heat Stress Monitor with Sensor
Manufacturer: HANOHM
Model: HD32.2
Serial No: 15020735
ID No: RY0_F07231

Customer
Name: ALS Laboratory group (Thailand) Co., Ltd.
Address: 104 Phatthanasak 40, Phatthanasak
Rd., Khwaeng Suan Luang, Khet Suan Luang, Bangkok
10250 Thailand.

Received date: 05 JUL 2021
Calibration date: 13 JUL 2021
Issue date: 13 JUL 2021

REVIEW BY: *Parinya P.*
APPROVED BY: *[Signature]*
AT CAL DATE: 13/4/22

Reference Used During Calibration

1. Standard Temperature Probe Model: STS-100 A500,
Serial No.: 667682-09, Due date: 25 Mar 2022
2. Digital Temperature Indicator Model: DTI-1000-A MK
II, Serial No.: 671407-00591 Due date: 04 June 2022

Calibration Condition

Temperature: (23±3)°C
Relative Humidity: (55±15)%

Calibration Procedure

The temperature calibration was done by In-House
calibration method as WI-CL-001 according to
comparison method with standard digital temperature
indicator and standard temperature probe. The
temperature scale use was based on ITS-90.

Traceability

The measurement results are traceable to the
international system of units (SI) through National
Institute of Metrology Thailand (NIMT) Certificate
number: TT-0036-21, Certificate number: ER-0032-
21.

Calibrated by

Mr. Sorawit Thaslad
Miss Orathai Wiatwittayak



Mr. Parinya Booncharoen
Technical Support
And Calibration Manager

THIS CERTIFICATE REPORT MAY NOT BE REPRODUCED EXCEPT IN FULL UNLESS PERMISSION FOR REPRODUCTION
HAS BEEN OBTAINED IN WRITING FROM THE LABORATORY.

Certificate No.: CL-048-64
Page 2 of 2

Result of Calibration: ☒ Without Adjustment ☐ With Adjustment

Calibration Range: 30°C ~ 40°C

Function:

Table 1: This equipment was connected with wet bulb probe Model: HP3201.2 S/N: 15035050.
Dimension: Diameter 14 mm. Length 170 mm.

Immersion Depth (mm)	Standard Reading (°C)	UUC Reading (°C)	Error (°C)	Uncertainty (°C)
30	20.042	20.1	0.1	0.099
30	25.043	25.1	0.1	0.099
30	30.032	30.0	0.0	0.14
30	35.027	35.0	0.0	0.099
30	40.031	40.1	0.1	0.099

Table 2: This equipment was connected with temperature probe Model: TP3207.2 S/N: 15033221.
Dimension: Diameter 14 mm. Length 150 mm.

Immersion Depth (mm)	Standard Reading (°C)	UUC Reading (°C)	Error (°C)	Uncertainty (°C)
70	20.036	20.1	0.1	0.099
70	24.857	24.6	-0.1	0.099
70	29.804	29.7	-0.1	0.099
70	34.766	34.6	-0.2	0.099
70	39.709	39.4	-0.3	0.099

Table 3: This equipment was connected with Globe thermometer probe Model: TP3276.2 S/N: 17023218.
Dimension: Diameter 8 mm. Length 170 mm.

Immersion Depth (mm)	Standard Reading (°C)	UUC Reading (°C)	Error (°C)	Uncertainty (°C)
110	20.042	20.1	0.1	0.099
110	25.043	25.1	0.1	0.099
110	30.032	30.1	0.1	0.099
110	35.027	35.1	0.1	0.099
110	40.031	40.1	0.1	0.099

UUC*: Unit Under Calibration

The reported expanded uncertainty is based on standard uncertainty multiplied by a coverage factor k=2 providing
a level of confidence of approximately 95%.

★ End of Certificate ★

CERTIFICATE OF CALIBRATION

Certificate No.: CL-095-64
Page 1 of 2

Equipment Name : Heat Stress Monitor with Sensor
Manufacturer : DeltaOHM
Model: HD32.2
Serial No: 15006715
ID No: RYG_FS0220

Customer
Name: ALS laboratory group (thailand) Co.,Ltd.
Address: 104 Phatthanakan 40, Phatthanakan
Rd., Khwaeng Suan Luang, Khet Suan Luang Bangkok
10250 Thailand.

Received date: 22 DEC 2021
Calibration date: 26 DEC 2021
Issue date: 29 DEC 2021

Reference Used During Calibration
1. Standard Temperature Probe Model: STS-100 A500,
Serial No.: 067682-09, Due date: 25 Mar 2022
2. Digital Temperature Indicator Model: DTI-1000-A MK
II, Serial No.: 671407-00591 Due date: 04 June 2022

Calibration Condition
Temperature: (23±3) °C
Relative Humidity: (55±15)%

Calibration Procedure

The temperature calibration was done by In-House
calibration method as WI-CL-001 according to
comparison method with standard digital temperature
indicator and standard temperature probe. The
temperature scale use was based on ITS-90.

Traceability

The measurement results are traceable to the
international system of units (SI) through National
Institute of Metrology Thailand (NIMT) Certificate
number: TT-0036-21, Certificate number: ER-0032-
21

REVIEW BY: *N. Banchit*
APPROVED BY: *S. Jiranan*
NEXT CAL DATE: 26/12/22

Calibrated by

☒ Mr. Sorawit Thachala
☐ Miss Orathai Wiwatwittaya



Approved Signatory

S. Jiranan
Mr. Parinya Booncharoen
Technical Support
and Calibration Manager

THIS CERTIFICATE REPORT MAY NOT BE REPRODUCED EXCEPT IN FULL UNLESS PERMISSION FOR REPRODUCTION
HAS BEEN OBTAINED IN WRITING FROM THE LABORATORY.

Certificate No.: CL-095-64
Page 2 of 2

Result of Calibration: ☒ Without Adjustment ☐ With Adjustment

Calibration Range: 20 - 40 °C

Function:

Table 1: This equipment was connected with wet bulb probe Model: HP3201.2 S/N: 15006715.
Dimension: Diameter 14 mm, Length 170 mm.

Immersion Depth (mm)	Standard Reading (°C)	UUC Reading (°C)	Error (°C)	Uncertainty (°C)
30	20.056	20.0	-0.1	0.099
30	25.049	25.0	0.0	0.099
30	30.038	30.0	0.0	0.099
30	35.031	35.0	0.0	0.099
30	40.022	39.9	-0.1	0.099

Table 2: This equipment was connected with temperature probe Model: TP3207.2 S/N: 15015507.
Dimension: Diameter 14 mm, Length 150 mm.

Immersion Depth (mm)	Standard Reading (°C)	UUC Reading (°C)	Error (°C)	Uncertainty (°C)
70	20.058	20.2	0.1	0.099
70	24.879	25.0	0.1	0.099
70	29.832	29.8	0.0	0.099
70	34.801	34.7	-0.1	0.099
70	39.767	39.6	-0.2	0.099

Table 3: This equipment was connected with Globe thermometer probe Model: TP3276.2 S/N: -.
Dimension: Diameter 8 mm, Length 170 mm.

Immersion Depth (mm)	Standard Reading (°C)	UUC Reading (°C)	Error (°C)	Uncertainty (°C)
110	20.056	20.1	0.0	0.099
110	25.050	25.1	0.1	0.099
110	30.038	30.1	0.1	0.099
110	35.032	35.1	0.1	0.099
110	40.024	40.1	0.1	0.099

UUC* : Units Under Calibration

The reported expanded uncertainty is based on standard uncertainty multiplied by a coverage factor k=2 providing
a level of confidence of approximately 95%.

★ End of Certificate ★



TECHNOLOGY PROMOTION ASSOCIATION (THAILAND-JAPAN)
CORPORATE SERVICES J. EQUIPMENT CALIBRATION AND TESTING SERVICES
214/4 PATTANAKARN ROAD SOI 14, SUANLUANG, BANGKOK, 10250
TEL: 0-2717-3000-27 FAX: 0-2719-9484



Cert.No.: 22CH405
Page: 1 of 3

Certificate of Calibration

Equipment : pH Meter
Manufacturer : Mettler Toledo
Model : Seven Compact S220
Serial No. : C104059460
ID No. : RYG_EN0183
Condition As-Received: Used Item
Received Date : 16 March 2022
Calibration Date : 17 March 2022
Reference : 2203-0611DSC-4
Submitted by : ALS Laboratory Group (Thailand) Co.,Ltd.
Rayong Branch
616/10 Moo 5 T.Maenam Khu.
A.Pluakdaeng, Rayong 21140, Thailand
Ambient Temperature : (23 ± 2.0) °C
Relative Humidity : (50 ± 15) %
Calibration Procedure : In-house method :
- CP-CH5 by direct measurement with standard
voltage calibrator and direct measurement with
certified reference material (CRM)
- CP-CH8 by comparison with standard thermometer

REVIEW BY: *N. Banchit*
APPROVED BY: *S. Jiranan*
NEXT CAL DATE: 27/3/23

Calibrated by : Warakorn Lemgagtrakul

Approved by :

Malee Butkrua
Approved Signatory

() Malee Butkrua
() Saithip Meangmai
() Warakorn Lemgagtrakul

Issue Date : 22 March 2022

The Uncertainties are for a confidence probability of approximately 95%

This certificate may not be reproduced other than in full, except with the prior written
Approval of the head of Corporate Services J. Equipment Calibration and Testing Services.



Cert.No.: 22CH405
Page: 2 of 3

Condition of this calibration result

1. Reference Standard Instrument : -

Instrument	Serial No.	ID No.	Cert. No.	Due Date
1) Document Process Calibrator	54030049	130RC116	21E2682	25 Aug 2022
2) Ref. Standard Thermometer	4982054	110RC044	2111201	26 Oct 2022

This certification is traceable to the International System of Unit maintained at:-
- Traceable to National Institute of Metrology (Thailand), NIMT

2. Certified Reference Materials : The measurement results are traceable to SI through CPA chem Ltd.,
- ANSI-A5Q National Accreditation Board, Accredited No. AR-1835

Buffer Solution	Manufacturer	Lot No.	Exp. date
pH 4.008	CPA chem	788995	01 Jan 2024
pH 6.982	CPA chem	781017	02 Aug 2022
pH 10.015	CPA chem	788824	04 Sep 2022

3. This certificate is valid only to the item calibrated on date and place of calibration.

Calibration Results

Function : mV Measurement

Performing standard curve by Fluke at pH (4.7,10)

Unit Under Calibration	Nominal Value	Standard Voltage Input	Actual Reading	Uncertainty of Measurement (±mV)	Coverage factor k
	pH	mV	mV	pH	
pH Meter	4.000	177.48	177.4	0.058	2.00
S/N.: C104059460	7.000	0.00	0.1	0.058	2.00
	10.000	-177.48	-177.5	0.058	2.00

Malee



Cert.No.: 22CH405
Page: 3 of 3

Calibration Results

Function : pH Measurement

Performing three buffers standard curve by using buffer nominal pH (4,7,10)

Unit Under Calibration	Standard pH Buffer Solution	Actual pH Reading	Actual mV Reading (mV)	Uncertainty of pH measurement (\pm)	Coverage factor k
pH Electrode S/N: 1453404	4.008 6.982 10.015	4.010 6.988 10.010	177.7 3.6 -172.9	0.0046 0.0084 0.0073	2.00 2.00 2.05

Function : Temperature Measurement

(*) Without adjustment

This equipment was connected with Temperature Probe

- Model : InLab Expert Pro-ISM

- Serial No. : 1453404

Dimension of probe:

- Length : 120 mm.

- Diameter : 12 mm.

- Immersion Depth : 100 mm.

Calibration Point ($^{\circ}$ C)	Standard Temperature ($^{\circ}$ C)	UUC* Reading ($^{\circ}$ C)	Error ($^{\circ}$ C)	Uncertainty of measurement (\pm $^{\circ}$ C)	Coverage factor k
25.0	25.002	24.9	-0.102	0.13	2.00

Remark : - UUC* = Unit Under Calibration

The reported uncertainty of measurement was based on a standard uncertainty multiplied by a coverage factor k, providing a level of confidence of approximately 95 %.

-00-

Male

a 1100954



TECHNOLOGY PROMOTION ASSOCIATION (THAILAND-JAPAN)
CORPORATE SERVICES 3: EQUIPMENT CALIBRATION AND TESTING SERVICES
514/ PATTANAKARN ROAD SOI 18, SUANLUANG, SUANLUANG, BANGKOK 10250
TEL. 0-2717-3000-24 FAX. 0-2719-9488



Certificate of Calibration

Certificate No.: 22E985
Page: 1 of 2

Equipment : pH Meter
Manufacturer : Mettler Toledo
Model : SevenCompact 5220
Serial No. : C104059460
ID No. : KYU_ENU183
Condition As-Received: Used Item
Received Date : 16 March 2022
Calibration Date : 21 March 2022
Reference : 2203-0611DSC
Ambient Temperature : 23 ± 2 $^{\circ}$ C
Relative Humidity : 50 ± 10 %

This certificate may not be reproduced other than in full, except with the prior written approval of the head of Corporate Services 3, Equipment Calibration and Testing Services.

Submitted by: ALS Laboratory Group (Thailand) Co., Ltd. Rayong Branch

618/10 Moo 5 T.Maenam Khu, A.Pluakdaeng, Rayong 21140, Thailand

Procedure used: Calibration were conducted using in-house calibration Procedure CP-E17 According to direct measurement method with Multi-Product Calibrator.

Condition of this result of calibration

1. Reference standards (Instruments):

Instrument	Model	Serial No.	Certificate No.	Due Date
1) Multi-Product Calibrator	5300A	6440007	21E1444	07 May 2022
2. This result of calibration was made on requested at the point specified by customer.				
3. The certificate is valid only to the item calibrated on date and place of calibration.				
4. This Certification is traceable to the International System of Unit maintained at: National Institute of Metrology Thailand (NIMT)				

REVIEW BY: N. Banthir
APPROVED BY: D. Banthir
NEXT CAL. DATE: 9/13/23

Calibrated by: Pongsaporn Boonyaporn
Issue Date: 22 March 2022

Approved Signatory:

() Phalinee Prabpai
() Nuntawat Khamsat
() Pomsitippa Tanayakul

B 0284414



Cert. No.: 22E988
Page: 2 of 2

Result of calibration:- (*) Without adjustment () After adjustment

Function: DC voltage measurement	Range:	200.0 mV	Uncertainty
Standard Value (mV)	UUC* Reading (mV)	Error (mV)	(\pm μ V)
-200.0000	-200.0	0.0	72
-150.0000	-150.0	0.0	69
-100.0000	-100.0	0.0	65
-50.0000	-50.0	0.0	62
0.0000	0.0	0.0	58
50.0000	50.0	0.0	62
100.0000	100.0	0.0	65
150.0000	150.0	0.0	69
200.0000	200.0	0.0	72

The reported uncertainty of measurement was based on a standard uncertainty multiplied by a coverage factor k = 2, providing a level of confidence of approximately 95 %.

*UUC= Unit Under Calibration.

-00-

Male

a 1101070



TECHNOLOGY PROMOTION ASSOCIATION (THAILAND-JAPAN)
CORPORATE SERVICES 3: EQUIPMENT CALIBRATION AND TESTING SERVICES
514/ PATTANAKARN ROAD SOI 18, SUANLUANG, SUANLUANG, BANGKOK 10250
TEL. 0 2717 3000 FAX. 0 2719 9484

Certificate of Testing

Cert.No.: 21TW20
Page: 1 of 2

Equipment : DO Meter
Manufacturer : YSI
Model : 5100
Serial No. : 15L102139
ID No. : RYG_EN0140
Received Date : 29 January 2021
Test Date : 02 February 2021
Reference : 2101-0817DSC-1

Submitted by: ALS Laboratory Group (Thailand) Co., Ltd.
Rayong Branch
Eastum Seabeard Industrial Estate (Rayong)
64/77 Moo 4, Building No.B1, Highway 331,
Km91.5, T.Pluakdaeng, A.Pluakdaeng,
Rayong 21140 Thailand

Laboratory Condition : Temperature (25 ± 5 $^{\circ}$ C)
Humidity (50 ± 20 %)
Test Procedure : In-house method : CP-CH9
by Comparison Technique with Azida Modification Method

Calibrated by: Walailak Sirithean

Approved by: Malee
Approved Signatory

() Malee Bulkrues
() Sathip Meangmai
() Warakorn Lemgagrakul

Issue Date : 3 February 2021

REVIEW BY: N. Banthir
APPROVED BY: D. Banthir
NEXT CAL. DATE: 3/8/22

B 0252485



Cert.No.: 21TW20
Page: 2 of 2

Result : Dissolved Oxygen Meter Adjustment With Air 100 %

Dissolved Oxygen Probe No.: 10C100047

Titration Method (Azide Modification Method) (mg/L)	DO Meter Reading (mg/L)	Standard Deviation (mg/L)
8.02	8.02	0.0055

This report was certified only for the instrument we tested. It is allowable to use for study the system efficiency. The environmental impact control and present to organization it may concerned intend to use for advertising and referral purpose is prohibited. This report may not be reproduced other in full, without written approval of the laboratory.

-00-

a 1038971



TECHNOLOGY PROMOTION ASSOCIATION (THAILAND-JAPAN)
CORPORATE SERVICES 3: EQUIPMENT CALIBRATION AND TESTING SERVICES
334/4 PATTANAKARN ROAD 501 18, SUANLUANG, SUANLUANG BANGKOK 10250
TEL: 0-2717-3000-21 FAX: 0-2719-9484



Cert. No.: 21TM271
Page: 1 of 2

Certificate of Calibration

Equipment : DO Meter with Sensor
Manufacturer : YSI
Model : 5100
Serial No. : 15L102139
ID No. : RYG_EN0140
Submitted by : ALS Laboratory Group (Thailand) Co. Ltd. Rayong Branch
Eastern Seaboard Industrial Estate (Rayong)
64/77 Moo 4 Building No.81, Highway 331 km. 91.5,
T. Pluakdaeng, A. Pluakdaeng, Rayong 21140 Thailand
Location : TPA On Site Calibration Laboratory
Received Order : 29 January 2021
Calibration Date : 2 February 2021
Ambient Temperature : (25 ± 10) °C
Relative Humidity : (50 ± 30) %
AC Line Voltage : (220 ± 22) V

Calibrated by : Malee Butkruea

Approved by : 
Approved Signatory

() Ponthippa Tameyakul
(✓) Suwit Imjai

Issue Date : 4 February 2021

The Uncertainties are for a confidence probability of approximately 95%

This certificate may not be reproduced other than in full, except with the prior written approval of the head of Corporate Services 3: Equipment Calibration and Testing Services.

A 0024028



Equipment : DO Meter with Sensor
Condition As-Received : Used Item
Reference : 2101-0817DSC-2

Cert. No.: 21TM271
Page: 2 of 2

Procedure Used : Calibration were conducted using in-house calibration procedure CP-OT01 according to comparison with Industrial Platinum Resistance Thermometer (IPRT) into Temperature Bath.

The temperature scale used was based on ITS-90.

Condition of this result of calibration

1. Reference standard instrument:-

Instrument	Model	Serial No.	Cert. No.	Due Date
1) Digital Thermometer	1523	2188080	2011389	20 Nov 2021

2. This certificate is valid only to the item calibrated on date and place of calibration.

3. This certification is traceable to the International System of Unit maintained at:-

- National Institute of Metrology Thailand (NIMT)

Result of Calibration :- () Without Adjustment

Function : Temperature measurement.

This instrument was connected with: temperature sensor, S/N: 16C100647

Calibration Point (°C)	Immersion Depth (mm)	Standard Temperature (°C)	UUC* Reading (°C)	Error (°C)	Uncertainty (± °C)	Coverage Factor k
20.00	60	20.008	19.96	-0.048	0.15	2.00

UUC* : Unit Under Calibration

The reported uncertainty of measurement was based on a standard uncertainty multiplied by a coverage factor k, providing a level of confidence of approximately 95 %.

-00-

a 1038626



TECHNOLOGY PROMOTION ASSOCIATION (THAILAND-JAPAN)
CORPORATE SERVICES 3: EQUIPMENT CALIBRATION AND TESTING SERVICES
334/4 PATTANAKARN ROAD 501 18, SUANLUANG, SUANLUANG BANGKOK 10250
TEL: 0-2717-3000-21 FAX: 0-2719-9484



Cert. No.: 22TM317
Page: 1 of 3

Certificate of Calibration

Equipment : Low Temp. Incubator
Manufacturer : Memmert
Model : IPP750
Serial No. : V818.0084
ID No. : RYG_EN0154
Submitted by : ALS Laboratory Group (Thailand) Co. Ltd.
(Rayong Branch)
616/10 Moo 5 T. Maenam Klu,
A. Pluakdaeng, Rayong 21140, Thailand
Location : BOD Room
Received Order : 22 April 2022
Calibration Date : 22 April 2022
Ambient Temperature : (26 ± 10) °C
Relative Humidity : (50 ± 30) %
Calibrated by : Man Pattanapongpaiboon

Approved by : 
Approved Signatory

() Ponthippa Tameyakul
(✓) Malee Butkruea
() Suwit Imjai

Issue Date : 3 May 2022

The Uncertainties are for a confidence probability of approximately 95%

This certificate may not be reproduced other than in full, except with the prior written approval of the head of Corporate Services 3: Equipment Calibration and Testing Services.

A 0040735



Equipment : Low Temp. Incubator
Condition As-Received : Used Item
Reference : 2204-0148OC-1
Procedure Used :-

Cert. No.: 22TM317
Page : 2 of 3

Calibration were conducted using calibration procedure CP-OT02 according to direct measurement
The temperature scale used was based on ITS-90.

Condition of this result of calibration

1. Reference standard instrument:-

Instrument	Model	Serial No.	Cert. No.	Due Date
1) Data Acquisition	34970A	MY44031769	21LM12	02 Sep 2022

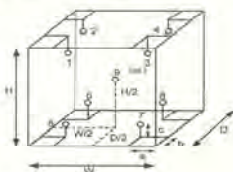
2. This certificate is valid only to the item calibrated on date and place of calibration.

3. This certification is traceable to the International System of Unit.

Result of Calibration :- (*) Without Adjustment

Function of UUC* : Temperature Source

Fresh air setting : Close



Probe Installation Details :- Dimension of Chamber :
a = 10 cm D = 0.60 m
b = 10 cm W = 1.0 m
c = 10 cm H = 1.2 m
Capacity = 0.75 m³

Environment during calibration		
	Beginning	Finished
Tamp. (°C)	25	25
REL Humid. (%)	54	58
AC Supply (Volt)	221	223

Position :	Ref. Std. ID No.:
1	9RTD-2/1
2	9RTD-2/2
3	9RTD-2/3
4	9RTD-2/4
5	9RTD-2/5
6	9RTD-2/6
7	9RTD-2/7
8	9RTD-2/8
9 (ref.)	9RTD-2/9

a 1106485



Equipment : Low Temp. Incubator
Condition As-Received : Used Item
Reference : 2204-0148OC-1
Result of Calibration : (*) Without Adjustment
Function of UUC* : Temperature Source
Fresh air setting : Close

Cert. No.: 22TM317
Page : 3 of 3

Calibration Point (°C)	UUC* Setting (°C)	UUC* Reading (°C)	Temperature stability (± °C)	Temperature uniformity (°C)	Overall Variation (°C)	Uncertainty (± °C)	Coverage Factor #
20.0	20.0	20.0	0.022	0.20	0.22	0.30	2

Calibration Point (°C)	Measured Temperature (°C)								
	Position								
	1	2	3	4	5	6	7	8	9 (ref.)
20.0	20.209	20.174	20.198	20.110	20.075	20.062	20.027	20.069	20.030

Average* : The average of 30 values in each position.

Temperature stability : One-half of the greatest maximum difference of measured temperature at any one sensor.

Temperature uniformity : The maximum difference of measured temperatures at any sensors and the measured temperature at the reference location which are observed at the same time or at as close an observation time as possible to determine the temperature pattern or homogeneity within the chamber under steady-state conditions.

Overall Variation : The Difference of the maximum and minimum measured temperatures throughout observation.

UUC* : Unit Under Calibration

Note : The reported uncertainty of measurement was included stability and excluded uniformity .

The reported uncertainty of measurement was based on a standard uncertainty multiplied by a coverage factor k, providing a level of confidence of approximately 95 %.

-00-

a 1106484



Metrological Center

SCI ECO Services Company Limited

33/2 Moo 3, T.Banpa, A.Kaengkhoh, Saraburi 18110, Thailand.
Saraburi Tel : +66 3627 3096 Fax : +66 3627 3100
Bangkok Tel : +668 9205 6851 , +669 8247 2360

Website : www.scieco.co.th E-Mail : calibrate@scg.co.th

RYG_EN0184



Certificate No. T220384101 "Substitute for Calibration Certificate Number T220384" Page 1 of 4

Certificate of Calibration

Equipment : Chamber (Cold Room)

Manufacturer : MODULAR

Model : IREYCOHCOO

Serial No. : C00351459

Customer Code : RYG_EN0184

ID No. : T1939A5

Customer : ALS Laboratory Group (Thailand) Co.,Ltd. (Rayong Branch)

616/10 Moo 5 T.Maenam Khu,

A.Pluakdaeng, Rayong 21140

Customer Location : Laboratory

Date of Receipt : 18 February 2022

Calibrated By : Boonchai Suriyawong (Site Calibration Manager)

Approved By : / Sujar Naknakred (Site Calibration Manager)

Date of Issue : 18 MAR 2022



The uncertainties are for a confidence probability of approximately 95%.

This Certificate is issued in accordance with the conditions of accreditation granted by the Thai Laboratory Accreditation Scheme which has assessed the measurement capability of the laboratory and its traceability to recognized national standards and to the units of measurement realized at the corresponding national standard laboratory. This certificate may not be reproduced other than in full except with the prior written approval of the Metrological Center.

FM-L14 11/01-02-64



Metrological Center

SCI ECO Services Company Limited

33/2 Moo 3, T.Banpa, A.Kaengkhoh, Saraburi 18110, Thailand.



Certificate No. T220384101

Page 2 of 4

Calibration Report

Equipment : Chamber (Cold Room)

Date of Calibration : 22 February 2022

Environment : Temperature : 23.2-24.3 °C

Line Voltage : 221.8-227.2 V

Relative Humidity : 55 - 65 %RH

Condition of this results of calibration :

1. This equipment was calibrated by insert 16 standard thermocouples type T into its chamber , the other one standard thermocouples type T use for ambient temperature measurement . The calibration was done in according to WI-T20 (based on ASTM E145-94 (Reapproved 2001) and AS2853-1986).

All data show below were final values and the initial data from customer request . The temperature scale used was based on ITS-90 .

2. Reference Standard Instrument :

Instrument	Model	Instrument No.	Certificate No.	Due Date
TC	TYPE T	TN141-TN150	T210743	21 April 2022
TC	TYPE T	TN151-TN160	T210743	21 April 2022
DATA LOGGER	34970A	T130	T210743	21 April 2022

3. This certificate is traceable to :

National Institute of Metrology (Thailand) through Metrological Center (NSC-TISI-TIS 17025 CALIBRATION 0244)

4. Condition of calibrated item : good

Equipment Description :

Time Constant : - Hour 40 Minute At 3 °C
Fresh Air Damper ☐ Open ☐ Min ☐ Medium ☐ Max
☐ Close
☒ Not Available

5. Adjustment :

(X) without adjustment

() after adjustment

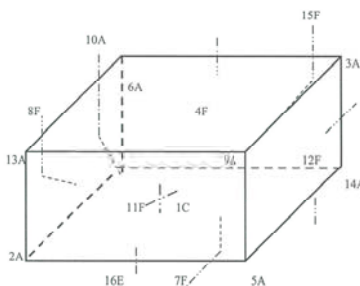
Approved By:

FM-L15 11/15-05-63

Certificate No. T220384101

Page 3 of 4

Calibration Report



C = Centre, F = Centre of Face, A = Corner, E = Centre of Edge

1C = TN141	12F = TN152
2A = TN142	13A = TN153
3A = TN143	14A = TN154
4F = TN144	15F = TN155
5A = TN145	16E = TN156
6A = TN146	
7F = TN147	
8F = TN148	
9A = TN149	
10A = TN150	
11F = TN151	

Approved By: _____

FM-L15 117/15-05-63

Certificate No. T220384101

Page 4 of 4

Calibration Report

Measurement Results

Calibration Point	Average Standard Reading at each position (°C)									
	TN141	TN142	TN143	TN144	TN145	TN146	TN147	TN148	TN149	TN150
3.0	2.80	2.96	2.98	2.97	3.16	3.29	2.95	3.14	3.10	3.45
	TN151	TN152	TN153	TN154	TN155	TN156				
	3.04	3.19	3.03	3.34	3.21	3.11				

Chamber (Cold Room)		Temperature Distribution					
Setting (°C)	Reading (°C)		Average (°C)	Stability (± °C)	Uniformity (°C)	Uncertainty (± °C)	Coverage Factor k
	Min, Max	Average					
3.0	2.7, 4.1	3.5	3.11	1.30	1.30	2.00	2.05

* The Acquired uncertainty exclude "uniformity"

The calibration result apply only the above calibrated item.

The result of test was found accurate as shown on date and place of test only.

The reported expanded uncertainty is based on a standard uncertainty multiplied by a coverage factor k which for a t-distribution, providing a level of confidence of approximately 95 %.

Approved By: _____

FM-L15 117/15-05-63

RYG_EN0002

Certificate of Calibration

Represent to Certificate of Calibration ,PTC/07/22103

Certificate No.: PTC/07/22103 Page: 1 of 2
Equipment: Digital Balance Condition: Normal
Manufacturer: Sartorius Serial No: 26207038
Model: MSE224S-100-DU ID No: RYG_EN0002
Type of Balance: Single Interval

Customer: ALS Laboratory Group (Thailand) Co., Ltd.
616/10 Moo 5 T.Maenankoo, A.Pluakdaeng,
Rayong 21140, Thailand

Environment Condition: Temperature 23.9 °C ± 0.3 °C
Humidity 58.1 %RH ± 4.4 %RH
Air density 1.17 kg/m³

Calibration Place: ALS Laboratory Group (Thailand) Co., Ltd.
616/10 Moo 5 T.Maenankoo, A.Pluakdaeng,
Rayong 21140, Thailand

The Method used: In house method, PTC-WI-07, base on Euramet cg. 18


Traceability: This certificate is traceable to the SI Units through Thai Calibration Service Co., Ltd.
, NSC ONSC Accreditation No.: Calibration 0189

Date Received: March 23, 2022

Calibration Date: March 23, 2022

Issued Date: March 25, 2022

Calibration By: Mr. Rungroj Metakul



Approved By: _____

(Mr. Keattisak Kerdilo)
Laboratory Manager

This certificate is issued the units of measurement according to the International System of Units (SI). It provides traceability of measurement to international or national standard or other recognised national standard laboratories.

The measurement uncertainty stated is the expanded uncertainty which is obtained from the standard uncertainty multiplied by the coverage factor (k=2) to provide a level of confidence of approximately 95%. It is determined in accordance with the Guide to the Expression of Uncertainty in Measurement (GUM). The effect that the results relate only to the items calibrated.

This calibration certificate shall not be reproduced except in full, without written approval from penta calibration co., ltd

Represent to Certificate of Calibration ,PTC/07/22103

Certificate No.: PTC/07/22103

Page: 2 of 2

Measurement Results:

Without Adjustment :

Function Calibration: Non Adjustment

Eccentric Error: Weight to be 1/3, 1/2 or of Maximum capacity



Eccentricity test 100 (g)

Position (g)				
1	2	3	4	5
0.0000	0.0000	-0.0002	0.0002	0.0002
Maximum deviation: 0.0002				

Repeatability Test : Weight to be 1/2 ≤ L₁ ≤ Maximum capacity

Determination of the standard deviation of weighing balance., Readability 0.0001 (g)

Nominal test value (g)	Standard Deviation
200	0.00003

Error of Indication : from nominal value., Readability 0.0001 (g)

Nominal Value (g)	Conventional Mass (g)	Indication (g)	Correction of Balance (g)	Uncertainty (g)	k
0	0.00000	0.0000	0.0000	0.000086	2.16
0.01	0.01000	0.0100	0.0000	0.00010	2.06
0.1	0.10000	0.1000	0.0000	0.00010	2.06
1	1.00000	1.0000	0.0000	0.00010	2.06
2	2.00000	1.9999	0.0001	0.00010	2.06
5	5.00001	5.0000	0.0000	0.00010	2.06
10	10.00000	10.0000	0.0000	0.00010	2.06
20	20.00003	19.9999	0.0001	0.00011	2.05
50	50.00004	49.9999	0.0001	0.00012	2.00
100	100.00004	100.0001	-0.0001	0.00017	2.00
200	200.00011	200.0000	0.0001	0.00027	2.00

Note: Weight of adjus - (g)

The End of Certificate



TECHNOLOGY PROMOTION ASSOCIATION (THAILAND-JAPAN)
CORPORATE SERVICES 3: EQUIPMENT CALIBRATION AND TESTING SERVICES
534/4 PATTANAKARN ROAD SOI 18, SUANLUANG, SUANLUANG BANGKOK 10250
TEL. 0-2717-3000-27 FAX. 0-2719-9484



Cert. No.: 21TM827
Page.: 1 of 3

Certificate of Calibration

Equipment : Ho. Air Oven

Manufacturer : Memmert

Model : UFE 500

Serial No. : G511.1572

ID No. : RYG_EN0010

Submitted by : ALS Laboratory Group (Thailand) Co.,Ltd. (Rayong Branch)
616/10 Moo 5 T. Maenam Khu,
A. Pluakdaeng,
Rayong 21140 Thailand

Location : Oven Room

Received Order : 5 May 2021

Calibration Date : 5 May 2021

Ambient Temperature : (23 ± 10) °C

Relative Humidity : (50 ± 30) %

Calibrated by : Khit Ruttanaprapachai

Approved by :
Approved Signatory

() Pornthippa Tameyakul
(/) Malee Butkruea
() Suwit Imjai

Issue Date : 14 May 2021

The Uncertainties are for a confidence probability of approximately 95%

This certificate may not be reproduced other than in full, except with the prior written
Approval of the head of Corporate Services 3 : Equipment Calibration and Testing Services.

A 0028099



Equipment : Hot Air Oven
Condition As-Received : Used Item
Reference : 2105-0005OC-4

Cert. No.: 21TM827
Page.: 2 of 3

Procedure Used :-

Calibration were conducted using calibration procedure CP-OT02 according to direct measurement method with Data Acquisition which connected with Resistance Temperature Detector (RTD) and Thermocouple Type T.

The temperature scan used was based on ITS-90.

Condition of this result of calibration

1. Reference standard instrument:-

Instrument	Model	Serial No.	Cert. No.	Due Date
1) Data Acquisition	34972A	MY57013623	21LM3	26 Feb 2022

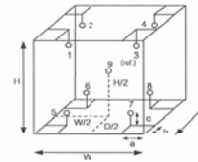
2. This certificate is valid only to the item calibrated on date and place of calibration.

3. This certification is traceable to the International System of Unit.

Result of Calibration :- (*) Without Adjustment

Function of UUC* : Temperature Source

Fresh air setting : Close



Probe Installation Details : Dimension of Chamber :
a = 5.0 cm D = 0.40 m
b = 5.0 cm W = 0.56 m
c = 5.0 cm H = 0.48 m
Capacity = 0.11 m³

Environment during calibration		
	Beginning	Finished
Temp. (°C)	28	29
REL. Humid. (%)	59	56
AC Supply (Volt)	220	221

Ref. Std. ID No.: @ Calibration Point		
Position :	(104) °C	(180) °C
1	21-17RTD-01	19-17TC-01
2	21-17RTD-02	19-17TC-02
3	17RTD-03	19-17TC-03
4	17RTD-04	19-17TC-04
5	17RTD-05	19-17TC-05
6	17RTD-06	19-17TC-06
7	17RTD-07	19-17TC-07
8	17RTD-08	19-17TC-08
9 (ref.)	17RTD-09	19-17TC-09

a 1054287



Equipment : Hot Air Oven
Condition As-Received : Used Item
Reference : 2105-0005OC-4

Cert. No.: 21TM827
Page.: 3 of 3

Result of Calibration :- (*) Without Adjustment
Function of UUC* : Temperature Source

Calibration Point (°C)	UUC* Setting (°C)	UUC* Reading (°C)	Temperature stability (± °C)	Temperature uniformity (°C)	Overall Variation (°C)	Uncertainty (± °C)	Coverage Factor k
104.0	104.0	104.0	0.063	0.54	0.70	0.42	2
180.0	180.0	180.0	0.15	0.89	1.3	1.1	2

Calibration Point (°C)	Measured Temperature (°C)								
	Position								
	1	2	3	4	5	6	7	8	9 (ref.)
104.0	104.243	103.732	103.760	103.742	103.863	103.743	104.311	103.689	103.815
180.0	180.101	180.481	179.401	179.692	179.980	179.943	180.127	179.915	179.709

Average* : The average of 30 values in each position.

Temperature stability : One-half of the greatest maximum difference of measured temperature at any one sensor.

Temperature uniformity : The maximum difference of measured temperatures at any sensors and the measured temperature at the reference location which are observed at the same time or at as close an observation time as possible to determine the temperature pattern or homogeneity within the chamber under steady-state conditions.

Overall Variation : The Difference of the maximum and minimum measured temperatures throughout observation.

UUC* : Unit Under Calibration

Note : The reported uncertainty of measurement was included stability and excluded uniformity .

The reported uncertainty of measurement was based on a standard uncertainty multiplied by a coverage factor k, providing a level of confidence of approximately 95 %.

-ofo-

a 1054286



TECHNOLOGY PROMOTION ASSOCIATION (THAILAND-JAPAN)
CORPORATE SERVICES 3: EQUIPMENT CALIBRATION AND TESTING SERVICES
534/4 PATTANAKARN ROAD SOI 18, SUANLUANG, SUANLUANG BANGKOK 10250
TEL. 0-2717-3000-27 FAX. 0-2719-9484



Cert. No.: 21TM829
Page.: 1 of 3

Certificate of Calibration

Equipment : Hot Air Oven

Manufacturer : Memmert

Model : UM 400

Serial No. : b495.0899

ID No. : RYG_EN0006

Submitted by : ALS Laboratory Group (Thailand) Co.,Ltd. (Rayong Branch)
616/10 Moo 5 T. Maenam Khu,
A. Pluakdaeng,
Rayong 21140 Thailand

Location : Oven Room

Received Order : 5 May 2021

Calibration Date : 5 - 6 May 2021

Ambient Temperature : (26 ± 10) °C

Relative Humidity : (50 ± 30) %

Calibrated by : Khit Ruttanaprapachai

Approved by :
Approved Signatory

() Pornthippa Tameyakul
(/) Malee Butkruea
() Suwit Imjai

Issue Date : 14 May 2021

The Uncertainties are for a confidence probability of approximately 95%

This certificate may not be reproduced other than in full, except with the prior written
Approval of the head of Corporate Services 3 : Equipment Calibration and Testing Services.

A 0028096

a 1054289



Equipment : Water Bath
Condition As-Received : Used Item
Reference : 2105-0005OC-3
Result of Calibration :- (*) Without Adjustment
Function of UUC* : Temperature Source

Cert. No.: 21TM673
Page.: 3 of 3

Calibration point (°C)	UUC* Setting (°C)	UUC* Reading (°C)	Average* Standard Reading (°C)				
			1	2	3	4	5 (ref.)
85.0	85.0	85.0	84.891	84.893	84.890	84.892	84.917

Calibration point (°C)	Uniformity (°C)	Stability (± °C)	Uncertainty (± °C)	Coverage Factor k
85.0	0.089	0.052	0.22	2

Average* : The average of 30 values in each position.

Uniformity : The maximum difference of measured temperatures at any sensors and the measured temperature at the reference location which are observed at the same time or at as close an observation time as possible to determine the temperature pattern or homogeneity within the chamber under steady-state conditions.

Stability : One-half of the greatest maximum difference of measured temperature at any one probe.

UUC* : Unit Under Calibration

Note : The reported uncertainty of measurement was included stability and excluded uniformity.

The reported uncertainty of measurement was based on a standard uncertainty multiplied by a coverage factor k , providing a level of confidence of approximately 95 %.

-oO-

Make

a 1054288



TECHNOLOGY PROMOTION ASSOCIATION (THAILAND-JAPAN)
CORPORATE SERVICES 3: EQUIPMENT CALIBRATION AND TESTING SERVICES
5341 PATTANAKARN ROAD 508 16, SUANLUANG, SUANLUANG, BANGKOK, 10250
TEL. 0-2717-3000-24 FAX. 0-2719-4484



Certificate of Calibration

Certificate No. : 21T1200
Page : 1 of 2

Equipment : Digital Thermometer With Sensor

Manufacturer: Testo

Model : 106

Serial No.: 31281494/504

ID No.: RTG_F50467

Condition As-Received: Used Item

Received Date: 02 July 2021

Calibration Date: 07 July 2021
to 06 July 2021

Reference: 2107-00690SC

Ambient Temperature: (25 ± 4) °C

Relative Humidity: (50 ± 20) %

This certificate may not be reproduced other than in full,
except with the prior written approval of the head of
Corporate Services 3: Equipment Calibration and Testing Services.

Submitted by: ALS Laboratory Group (Thailand Co., Ltd. Rayong Branch

616/10 Moo 5 T.Maenam Khu, APluakdaeng, Rayong
21140, Thailand

Procedure used: Calibration was conducted using in-house calibration procedure CP-T01 according to comparison with
Platinum Resistance Thermometer (PRT) into liquid bath temperature controller.
The temperature scale used was based on ITS-90.

Condition of this result of calibration

1. Reference standards instruments:

Instrument	Model	Serial No.	Certificate No.	Due Date
1) Digital Thermometer	1525-R	B19520	211680	26 Jun 2022
2) Platinum Resistance Thermometer	935-14-95	261599/1	211680	26 Jun 2022

2. The certificate is valid only to the item calibrated on date and place of calibration.

3. This Certification is traceable to the International System of Unit maintained at:
- National Institute of Metrology Thailand (NIMT)

REVIEW BY	Tanong
APPROVED BY	Supt S
NEXT CAL DATE	7/7/22

Calibrated by : Yossayon Pujjorn
Issue Date : 09 July 2021

Approved Signatory :

| | Phulinea Prabpaijap
| | Chatchawan Khunpiak
| | Wanlop Larpkum

B 0265214



Cert. No.: 21T1200
Page.: 2 of 2

Result of Calibration:-

Without Adjustment

Function: Temperature measurement

Dimension of probe : Diameter 3 mm., Length 55 mm. Sheath material : Stainless Steel

Immersion Depth (mm.)	Standard Temperature (°C)	UUC* Reading (°C)	Error (°C)	Uncertainty of Measurement (± °C)
50	25.0029	24.9	-0.1029	0.12
50	30.0016	29.9	-0.1018	0.12
50	40.0035	40.0	-0.0035	0.12

UUC* : Unit Under Calibration

The reported uncertainty of measurement was based on standard uncertainty multiplied by a coverage factor $k = 2$, providing a level of confidence of approximately 95%.

-oO-

a 1063351

ภาคผนวก จ

สำเนาหนังสืออนุญาตขึ้นทะเบียนห้องปฏิบัติการวิเคราะห์เอกชน

ที่ อก ๐๓๑๐(๑)/ ๑๐๖๙



กรมโรงงานอุตสาหกรรม
ถนนพระรามที่ ๖ เขตราชเทวี
กรุงเทพมหานคร ๑๐๔๐๐

๒๘ มกราคม ๒๕๖๕

เรื่อง ต่ออายุหนังสือรับขึ้นทะเบียนห้องปฏิบัติการวิเคราะห์เอกชน

เรียน กรรมการผู้จัดการ บริษัท เอแอลเอส แลบบอราทอรี กรุ๊ป (ประเทศไทย) จำกัด

อ้างถึง คำขอขึ้นทะเบียน/ต่ออายุ/เปลี่ยนแปลงบุคลากร และชนิดสารมลพิษของห้องปฏิบัติการวิเคราะห์เอกชน
ลงวันที่ ๓๐ กรกฎาคม ๒๕๖๓

- สิ่งที่ส่งมาด้วย ๑. รายชื่อผู้ควบคุมดูแลห้องปฏิบัติการวิเคราะห์ จำนวน ๑ แผ่น
๒. รายชื่อเจ้าหน้าที่ประจำห้องปฏิบัติการวิเคราะห์ จำนวน ๕ แผ่น
๓. ขอบข่ายสารมลพิษที่ได้รับขึ้นทะเบียนจากกรมโรงงานอุตสาหกรรม จำนวน ๓๑ แผ่น

ตามหนังสือที่อ้างถึง บริษัท เอแอลเอส แลบบอราทอรี กรุ๊ป (ประเทศไทย) จำกัด ขอต่ออายุ
หนังสือรับขึ้นทะเบียนห้องปฏิบัติการวิเคราะห์เอกชน เลขทะเบียน ว-๒๐๔ สถานที่ตั้งเลขที่ ๑๐๔
ซอยพัฒนาการ ๔๐ ถนนพัฒนาการ แขวงพัฒนาการ เขตสวนหลวง กรุงเทพมหานคร
ต่อกรมโรงงานอุตสาหกรรม นั้น

กรมโรงงานอุตสาหกรรมพิจารณาแล้ว ให้บริษัท เอแอลเอส แลบบอราทอรี กรุ๊ป (ประเทศไทย)
จำกัด ต่ออายุหนังสือรับขึ้นทะเบียนห้องปฏิบัติการวิเคราะห์เอกชน โดยมีองค์ประกอบดังนี้

- ก. ผู้ควบคุมดูแลห้องปฏิบัติการวิเคราะห์ จำนวน ๖ ราย ตามสิ่งที่ส่งมาด้วย ๑
ข. เจ้าหน้าที่ประจำห้องปฏิบัติการวิเคราะห์ จำนวน ๑๖๒ ราย ตามสิ่งที่ส่งมาด้วย ๒
ค. ขอบข่ายสารมลพิษที่ได้รับขึ้นทะเบียนให้วิเคราะห์ในน้ำเสีย จำนวน ๕๙ รายการ น้ำใต้ดิน
จำนวน ๑๒๖ รายการ อากาศเสีย ๑๖ รายการ สิ่งปฏิกูลหรือวัสดุที่ไม่ใช้แล้ว จำนวน ๓๕ รายการ และดิน
จำนวน ๑๒๕ รายการ รวมทั้งสิ้นจำนวน ๓๖๑ รายการ ตามสิ่งที่ส่งมาด้วย ๓

หนังสือฉบับนี้จะหมดอายุในวันที่ ๒ กันยายน ๒๕๖๖ หากประสงค์จะต่ออายุหนังสือ
รับขึ้นทะเบียนห้องปฏิบัติการวิเคราะห์เอกชน ให้ยื่นคำขอต่ออายุพร้อมเอกสารประกอบคำขอ
ต่อกรมโรงงานอุตสาหกรรม ภายใน ๓๐ วัน ก่อนวันสิ้นอายุของหนังสือรับขึ้นทะเบียนห้องปฏิบัติการวิเคราะห์
เอกชน ซึ่งคำขอต่ออายุดังกล่าวขอรับได้ที่กรมโรงงานอุตสาหกรรม

จึงเรียนมาเพื่อทราบ

ขอแสดงความนับถือ

(นายศิริระ จันทรเจต)

นักวิทยาศาสตร์ชำนาญการพิเศษ รักษาการแทน
ผู้อำนวยการกองวิจัยและเตือนภัยมลพิษโรงงาน
ปฏิบัติราชการแทนอธิบดีกรมโรงงานอุตสาหกรรม

กองวิจัยและเตือนภัยมลพิษโรงงาน

กลุ่มมาตรฐานวิธีการวิเคราะห์ทดสอบมลพิษและทะเบียนห้องปฏิบัติการ

โทร. ๐ ๒๒๐๒ ๔๑๔๖ ๐ ๒๒๐๒ ๔๐๐๒

โทรสาร ๐ ๒๓๕๔ ๓๒๐๘ ๐ ๒๓๕๔ ๓๔๑๕

เอกสารแนบท้ายหนังสือรับต่ออายุขึ้นทะเบียนห้องปฏิบัติการวิเคราะห์เอกชน

บริษัท เอแอลเอส แลบบอราทอรี กรุ๊ป (ประเทศไทย) จำกัด

เลขทะเบียน ว-๒๐๔

ที่ อก ๐๓๑๐(๑)/

ลงวันที่ ๒๘ มกราคม ๒๕๖๕

ก. ผู้ควบคุมดูแลห้องปฏิบัติการวิเคราะห์ จำนวน ๖ ราย

- | | |
|--------------------------------|----------------------------|
| ๑) นางสาวยุพาพร จันทร์เปล่ง | ทะเบียนเลขที่ ว-๒๐๔-ค-๔๗๐๐ |
| ๒) นางสาวชัชชัย โกมารกุล ณ นคร | ทะเบียนเลขที่ ว-๒๐๔-ค-๔๗๐๑ |
| ๓) นายศรายุทธ จิตรานนท์ | ทะเบียนเลขที่ ว-๒๐๔-ค-๔๗๐๒ |
| ๔) นางสาวกนกกร เอนก | ทะเบียนเลขที่ ว-๒๐๔-ค-๖๑๑๑ |
| ๕) นายสุริยา สอนแก้ว | ทะเบียนเลขที่ ว-๒๐๔-ค-๖๑๑๒ |
| ๖) นายวิชาญ ชูณหะวัณ | ทะเบียนเลขที่ ว-๒๐๔-ค-๖๑๑๓ |



(นายศิริระ จันทร์เจิด)

นักวิทยาศาสตร์ชำนาญการพิเศษ รักษาการแทน

ผู้อำนวยการกองวิจัยและเตือนภัยมลพิษโรงงาน

ปฏิบัติราชการแทนอธิบดีกรมโรงงานอุตสาหกรรม

เอกสารแนบท้ายหนังสือรับต่ออายุขึ้นทะเบียนห้องปฏิบัติการวิเคราะห์เอกชน

บริษัท เอแอลเอส แลบบอราทอรี กรุ๊ป (ประเทศไทย) จำกัด

เลขทะเบียน ว-๒๐๔

ที่ อก ๐๓๑๐(๑)/ ๑๐๖๙

ลงวันที่ ๒๘ มกราคม ๒๕๖๕

ข. เจ้าหน้าที่ประจำห้องปฏิบัติการวิเคราะห์ จำนวน ๑๖๒ ราย

๑) นางสาวจินดา ไชจุลธรรม	ทะเบียนเลขที่ ว-๒๐๔-จ-๔๗๐๘
๒) นางสาวสาวิตรี น้อยเสงี่ยม	ทะเบียนเลขที่ ว-๒๐๔-จ-๔๗๐๙
๓) นางสาวชนัญญาญจน์ อัมขม	ทะเบียนเลขที่ ว-๒๐๔-จ-๔๗๑๐
๔) นางสาวนรินทร์ สายเส็ง	ทะเบียนเลขที่ ว-๒๐๔-จ-๔๗๑๕
๕) นางสาวนันทวดี สมบูรณ์	ทะเบียนเลขที่ ว-๒๐๔-จ-๔๗๑๖
๖) นางสาวศรัณยา เฉลิมธำรงค์	ทะเบียนเลขที่ ว-๒๐๔-จ-๔๗๑๗
๗) นางสาวสรารักษ์ มงคลจิรวุฒิ	ทะเบียนเลขที่ ว-๒๐๔-จ-๔๗๑๙
๘) นางสาวศิริลักษณ์ พึ่งแพง	ทะเบียนเลขที่ ว-๒๐๔-จ-๔๗๒๐
๙) นายณพพงศ์ จันทรพันธุ์	ทะเบียนเลขที่ ว-๒๐๔-จ-๕๔๐๘
๑๐) นายนรเศรษฐ์ โกมาลย์	ทะเบียนเลขที่ ว-๒๐๔-จ-๕๔๑๑
๑๑) นายธันวา จริยา	ทะเบียนเลขที่ ว-๒๐๔-จ-๕๔๑๔
๑๒) นางสาวเกศรินทร์ แก้วมัน	ทะเบียนเลขที่ ว-๒๐๔-จ-๕๔๑๖
๑๓) นางสาวสุวิมล ชัยเรืองวุฒิ	ทะเบียนเลขที่ ว-๒๐๔-จ-๕๔๑๗
๑๔) นางสาวสุชาดา ธรรมถาวร	ทะเบียนเลขที่ ว-๒๐๔-จ-๕๔๒๑
๑๕) นางสาวเบมิกา ชัยเดชธนกุล	ทะเบียนเลขที่ ว-๒๐๔-จ-๕๔๒๓
๑๖) นางสาวศศิธร หมูสวัสดิ์	ทะเบียนเลขที่ ว-๒๐๔-จ-๕๔๒๔
๑๗) นางสาวเสาวลักษณ์ ภู่นภาอำพร	ทะเบียนเลขที่ ว-๒๐๔-จ-๕๔๒๕
๑๘) นายอภิสิทธิ์ สิงหา	ทะเบียนเลขที่ ว-๒๐๔-จ-๕๔๒๖
๑๙) นายศักดิ์สิทธิ์ ไพศาลพิสุทธ์	ทะเบียนเลขที่ ว-๒๐๔-จ-๕๔๒๗
๒๐) ว่าที่ร้อยตรีหญิง พรรณีภา ขำเจริญ	ทะเบียนเลขที่ ว-๒๐๔-จ-๕๔๒๘
๒๑) นางจิตตา คำภูแก้ว	ทะเบียนเลขที่ ว-๒๐๔-จ-๕๔๓๑
๒๒) นางสาวอรรพรรณ รักยง	ทะเบียนเลขที่ ว-๒๐๔-จ-๖๑๑๕
๒๓) นางสาวนพรัตน์ แยมกรานต์	ทะเบียนเลขที่ ว-๒๐๔-จ-๖๑๑๙
๒๔) นายจุลเดช วารินทร์	ทะเบียนเลขที่ ว-๒๐๔-จ-๖๑๒๐
๒๕) นางสาวดาญรัตน์ ร้องคำ	ทะเบียนเลขที่ ว-๒๐๔-จ-๖๑๒๑
๒๖) นายนคร สุขเจริญ	ทะเบียนเลขที่ ว-๒๐๔-จ-๖๑๒๒
๒๗) นายบัญชา นามเขตต์	ทะเบียนเลขที่ ว-๒๐๔-จ-๖๑๒๓
๒๘) นายพรมมี ศรีปัตเนตร	ทะเบียนเลขที่ ว-๒๐๔-จ-๖๑๒๕
๒๙) นายอุทิศ อุ่นสิม	ทะเบียนเลขที่ ว-๒๐๔-จ-๖๑๒๖
๓๐) ว่าที่ร้อยตรี เฉลิมเกียรติ อมรศรีเสริม	ทะเบียนเลขที่ ว-๒๐๔-จ-๖๑๒๘
๓๑) นางสาววริยา สร้างนา	ทะเบียนเลขที่ ว-๒๐๔-จ-๖๑๒๙
๓๒) นายอนุพงศ์ รัตนศรีประเสริฐ	ทะเบียนเลขที่ ว-๒๐๔-จ-๖๑๓๐
๓๓) นางสาวจุฑารัตน์ โอนสันเทียะ	ทะเบียนเลขที่ ว-๒๐๔-จ-๖๑๔๒
๓๔) นางสาวจรรววรรณ พิมพ์อริกฤติยา	ทะเบียนเลขที่ ว-๒๐๔-จ-๗๐๗๖

(นายศิระ จันทรเจ็ด)

๓๕) นางสาวปรารค์ทิพย์...

นักวิทยาศาสตร์ชำนาญการพิเศษ รักษาการแทน

ผู้อำนวยการกองวิจัยและเตือนภัยมลพิษโรงงาน

สำนักงานสิ่งแวดล้อมและเฝ้าระวังมลพิษทางอากาศ

๓๕) นางสาวปรางค์ทิพย์ กิจไพศาลศักดิ์	ทะเบียนเลขที่ ว-๒๐๔-จ-๗๐๗๙
๓๖) นางสาวเดือนใจ ทางกลาง	ทะเบียนเลขที่ ว-๒๐๔-จ-๗๐๘๐
๓๗) นางสาวจิราพร ศิริเวช	ทะเบียนเลขที่ ว-๒๐๔-จ-๗๐๘๑
๓๘) นายวรกร ผุ้รักษ์	ทะเบียนเลขที่ ว-๒๐๔-จ-๗๐๘๒
๓๙) นายทง วิริยะสทกิจ	ทะเบียนเลขที่ ว-๒๐๔-จ-๗๐๘๓
๔๐) นายธนิต เจนจบ	ทะเบียนเลขที่ ว-๒๐๔-จ-๗๐๘๔
๔๑) นายคณิศร ขำเพชร	ทะเบียนเลขที่ ว-๒๐๔-จ-๗๐๘๕
๔๒) นายอรรคพล นิยมวิทยาพันธ์	ทะเบียนเลขที่ ว-๒๐๔-จ-๗๐๘๖
๔๓) นายภูวิช พรหมสะอาด	ทะเบียนเลขที่ ว-๒๐๔-จ-๗๐๘๗
๔๔) นายธนเดช โภคาพิพัฒน์	ทะเบียนเลขที่ ว-๒๐๔-จ-๗๐๘๘
๔๕) นายชวฤทธิ์ วงษ์จันทร์	ทะเบียนเลขที่ ว-๒๐๔-จ-๗๐๘๙
๔๖) นายอาทิตย์ ศรีแสน	ทะเบียนเลขที่ ว-๒๐๔-จ-๗๐๙๐
๔๗) นายเจษฎินทร์ คงศักดิ์ไทย	ทะเบียนเลขที่ ว-๒๐๔-จ-๗๐๙๑
๔๘) นายจรัส บุญยั้ง	ทะเบียนเลขที่ ว-๒๐๔-จ-๗๐๙๒
๔๙) นายธนาณัติ เอนก	ทะเบียนเลขที่ ว-๒๐๔-จ-๗๐๙๓
๕๐) นายอภิวัฒน์ ทุมหนู	ทะเบียนเลขที่ ว-๒๐๔-จ-๗๐๙๔
๕๑) นางสาวสุภาขวัญ มาก	ทะเบียนเลขที่ ว-๒๐๔-จ-๗๐๙๕
๕๒) นางสาวทัตพร ขวาลสมบูรณ์	ทะเบียนเลขที่ ว-๒๐๔-จ-๗๑๐๐
๕๓) นางสาวธิดิมา บุญเพ็ง	ทะเบียนเลขที่ ว-๒๐๔-จ-๗๑๐๑
๕๔) นางสาวกนกอร เข้มเพ็ชร	ทะเบียนเลขที่ ว-๒๐๔-จ-๗๑๐๒
๕๕) นางสาวพัชรียา หงษ์สมดี	ทะเบียนเลขที่ ว-๒๐๔-จ-๗๑๐๓
๕๖) นางสาวภาวนิดา สุรวงศ์ตระกูล	ทะเบียนเลขที่ ว-๒๐๔-จ-๗๑๐๔
๕๗) นางสาวภาณุมาศ นามวัฒน์	ทะเบียนเลขที่ ว-๒๐๔-จ-๗๑๐๕
๕๘) นางสาวอุไรรัตน์ ทิงสร้างแป้น	ทะเบียนเลขที่ ว-๒๐๔-จ-๗๑๐๖
๕๙) นายธีรวัฒน์ ปวงสุข	ทะเบียนเลขที่ ว-๒๐๔-จ-๗๑๐๗
๖๐) นายอิทธิพล ยะโส	ทะเบียนเลขที่ ว-๒๐๔-จ-๗๑๐๘
๖๑) นายประพจน์ วรรณชูชัย	ทะเบียนเลขที่ ว-๒๐๔-จ-๗๑๐๙
๖๒) นายชยธร พวงทิพย์	ทะเบียนเลขที่ ว-๒๐๔-จ-๗๑๑๐
๖๓) นางสาวกนกวรรณ จันทบาล	ทะเบียนเลขที่ ว-๒๐๔-จ-๗๑๑๑
๖๔) นางสาวเกษร หลักบุญ	ทะเบียนเลขที่ ว-๒๐๔-จ-๗๑๑๒
๖๕) นายสิทธิโชค ธงเงิน	ทะเบียนเลขที่ ว-๒๐๔-จ-๗๑๑๓
๖๖) นางศิลปวรรณ ใจบุญ	ทะเบียนเลขที่ ว-๒๐๔-จ-๗๕๐๕
๖๗) นางสาวพรรณธิดา พุ่มคง	ทะเบียนเลขที่ ว-๒๐๔-จ-๗๕๐๘
๖๘) นางสาวศรณีย์ ยิ่งดี	ทะเบียนเลขที่ ว-๒๐๔-จ-๗๕๐๙
๖๙) นายนวกัทร ศรีวิริยะ	ทะเบียนเลขที่ ว-๒๐๔-จ-๗๕๑๐
๗๐) นายสุวิชา ทองอ่อน	ทะเบียนเลขที่ ว-๒๐๔-จ-๗๕๑๑
๗๑) นายวิญญู บุญตะนัย	ทะเบียนเลขที่ ว-๒๐๔-จ-๗๕๑๓

(นายศิระ จันทรเจ็ด)

นักวิทยาศาสตร์ชำนาญการพิเศษ รักษาการแทน

ผู้อำนวยการกองวิจัยและพัฒนากัญชารักษาโรค

กระทรวงสาธารณสุข

๗๒) นายสมบูรณ์...

๑๐๙) นายพนนพชัย อุปถัมภ์	ทะเบียนเลขที่ ว-๒๐๔-จ-๘๕๙๔
๑๑๐) นายนิรุฬพล คุณสุทธิ	ทะเบียนเลขที่ ว-๒๐๔-จ-๘๕๙๕
๑๑๑) นายนิพนธ์วัฒน์ สาริน	ทะเบียนเลขที่ ว-๒๐๔-จ-๘๕๙๖
๑๑๒) นายปิยะนัฐ พลมะศรี	ทะเบียนเลขที่ ว-๒๐๔-จ-๘๕๙๗
๑๑๓) นายพงศ์สิริ โสมเขียว	ทะเบียนเลขที่ ว-๒๐๔-จ-๘๕๙๘
๑๑๔) นายพีรพัฒน์ กำคำ	ทะเบียนเลขที่ ว-๒๐๔-จ-๘๕๙๙
๑๑๕) นายภาณุพงศ์ มานิตย์	ทะเบียนเลขที่ ว-๒๐๔-จ-๘๖๐๐
๑๑๖) นายมงคล ผลาทิพย์	ทะเบียนเลขที่ ว-๒๐๔-จ-๘๖๐๑
๑๑๗) นายมนูรินทร์ พูลศิริ	ทะเบียนเลขที่ ว-๒๐๔-จ-๘๖๐๒
๑๑๘) นายสิรินันท์ ทองอ้น	ทะเบียนเลขที่ ว-๒๐๔-จ-๘๖๐๓
๑๑๙) นายอเนชา ทันสมัย	ทะเบียนเลขที่ ว-๒๐๔-จ-๘๖๐๔
๑๒๐) นายอดิศักดิ์ ผมไผ	ทะเบียนเลขที่ ว-๒๐๔-จ-๘๖๐๕
๑๒๑) นายอนันตชัย วิสุม	ทะเบียนเลขที่ ว-๒๐๔-จ-๘๖๐๖
๑๒๒) นายณัฐดนัย เจือละออง	ทะเบียนเลขที่ ว-๒๐๔-จ-๘๖๐๗
๑๒๓) นายวรวิธ ดินัก	ทะเบียนเลขที่ ว-๒๐๔-จ-๘๖๐๘
๑๒๔) นายแสงตะวัน นະตะສັດ	ทะเบียนเลขที่ ว-๒๐๔-จ-๘๖๐๙
๑๒๕) นายยุทธพงศ์ รัตนะ	ทะเบียนเลขที่ ว-๒๐๔-จ-๘๖๑๐
๑๒๖) นายชัยวัฒน์ ไซยะนิจ	ทะเบียนเลขที่ ว-๒๐๔-จ-๘๖๑๑
๑๒๗) นายวิศรุต ศรีธรรมมา	ทะเบียนเลขที่ ว-๒๐๔-จ-๘๖๑๒
๑๒๘) นายพนนทกร เผือกผ่อง	ทะเบียนเลขที่ ว-๒๐๔-จ-๘๖๑๓
๑๒๙) นายกำชัย สุทธะ	ทะเบียนเลขที่ ว-๒๐๔-จ-๘๖๑๔
๑๓๐) นางสาวณัฐภรณ์ รักทะเล	ทะเบียนเลขที่ ว-๒๐๔-จ-๙๒๑๙
๑๓๑) นางสาวประภาภรณ์ บุตรพรม	ทะเบียนเลขที่ ว-๒๐๔-จ-๙๒๒๐
๑๓๒) นางสาวนิลาวัลย์ นามพรม	ทะเบียนเลขที่ ว-๒๐๔-จ-๙๒๒๑
๑๓๓) นางสาวพัชรินทร์ แสนสร้อย	ทะเบียนเลขที่ ว-๒๐๔-จ-๙๒๒๒
๑๓๔) นายไพโรจน์ เปี่ยมพิมาย	ทะเบียนเลขที่ ว-๒๐๔-จ-๙๒๒๓
๑๓๕) นางสาวศุภมาศ ทองมาก	ทะเบียนเลขที่ ว-๒๐๔-จ-๙๒๒๔
๑๓๖) นางสาวลลิตา จิตรสว่าง	ทะเบียนเลขที่ ว-๒๐๔-จ-๙๒๒๕
๑๓๗) นางสาวชไมพร เสิกภูเขียว	ทะเบียนเลขที่ ว-๒๐๔-จ-๙๒๒๖
๑๓๘) นางสาวกฤติมาพร คำมีแก่น	ทะเบียนเลขที่ ว-๒๐๔-จ-๙๒๒๗
๑๓๙) นางสาวสกลรัตน์ ภาควุฒิ	ทะเบียนเลขที่ ว-๒๐๔-จ-๙๒๒๘
๑๔๐) นางสาวกาญจนา คงคุณ	ทะเบียนเลขที่ ว-๒๐๔-จ-๙๒๒๙
๑๔๑) นางสาวไพรินทร์ ศรีรูปี	ทะเบียนเลขที่ ว-๒๐๔-จ-๙๒๓๐
๑๔๒) นางสาวทิพนันดา ฝูญปัญญา	ทะเบียนเลขที่ ว-๒๐๔-จ-๙๒๓๑
๑๔๓) นางสาวสาธิตา ปานทอง	ทะเบียนเลขที่ ว-๒๐๔-จ-๙๒๓๒
๑๔๔) นางสาวอริสา ทองนวล	ทะเบียนเลขที่ ว-๒๐๔-จ-๙๒๓๓
๑๔๕) นางสาวอริยา คำคลอง	ทะเบียนเลขที่ ว-๒๐๔-จ-๙๒๓๔

(นายศิริ จันทรเจ็ด)

นักวิทยาศาสตร์ชำนาญการพิเศษ รักษาการแทน

ผู้อำนวยการกองวิจัยและเตือนภัยมลพิษโรงงาน

๑๔๖) นางสาวบุษดาภรณ์...

๑๔๖) นางสาวชุตากรณ์ สุนทรสนาน	ทะเบียนเลขที่ ว-๒๐๔-จ-๙๒๓๕
๑๔๗) นางสาวสุดารัตน์ นนท์ประสาท	ทะเบียนเลขที่ ว-๒๐๔-จ-๙๒๓๖
๑๔๘) นางสาวรัชนิกร เนียมกลาง	ทะเบียนเลขที่ ว-๒๐๔-จ-๙๒๓๗
๑๔๙) นางสาวกัญญารัตน์ ศรีนิลทา	ทะเบียนเลขที่ ว-๒๐๔-จ-๙๒๓๘
๑๕๐) นางสาวอัญชลี คำจันทร์	ทะเบียนเลขที่ ว-๒๐๔-จ-๙๒๓๙
๑๕๑) นายบุญฤทธิ์ เอี่ยมเทศ	ทะเบียนเลขที่ ว-๒๐๔-จ-๙๒๔๐
๑๕๒) นายศิริวัฒน์ พานิชย์	ทะเบียนเลขที่ ว-๒๐๔-จ-๙๒๔๑
๑๕๓) นางสาวศุภรดา ปันมยุรา	ทะเบียนเลขที่ ว-๒๐๔-จ-๙๒๔๒
๑๕๔) นางสาวพาฤดี คุณนาน	ทะเบียนเลขที่ ว-๒๐๔-จ-๙๒๔๓
๑๕๕) นางสาวจิราเจต พองดา	ทะเบียนเลขที่ ว-๒๐๔-จ-๙๒๔๔
๑๕๖) นางสาวกนกภรณ์ อุระ	ทะเบียนเลขที่ ว-๒๐๔-จ-๙๒๔๕
๑๕๗) นางสาวอารยา มีชัย	ทะเบียนเลขที่ ว-๒๐๔-จ-๙๒๔๖
๑๕๘) นางสาวจิตสุภา ประเทืองสุข	ทะเบียนเลขที่ ว-๒๐๔-จ-๙๒๔๗
๑๕๙) นางสาวอริสา วิริยขันติธรรม	ทะเบียนเลขที่ ว-๒๐๔-จ-๙๒๔๘
๑๖๐) นางสาววิษุตา นาคผจญ	ทะเบียนเลขที่ ว-๒๐๔-จ-๙๒๔๙
๑๖๑) นางสาวพนิดา ยอดอินทร์	ทะเบียนเลขที่ ว-๒๐๔-จ-๙๒๕๐
๑๖๒) นางสาวนันทิยา จันทะสุน	ทะเบียนเลขที่ ว-๒๐๔-จ-๙๒๕๑



(นายศิริระ จันท์เจ็ด)

นักวิทยาศาสตร์ชำนาญการพิเศษ รักษาการแทน

ผู้อำนวยการกองวิจัยและเตือนภัยมลพิษโรงงาน

ปฏิบัติราชการแทนอธิบดีกรมโรงงานอุตสาหกรรม

เอกสารแนบท้ายหนังสือรับต่ออายุขึ้นทะเบียนห้องปฏิบัติการวิเคราะห์เอกชน

บริษัท เอแอลเอส แลบบอราทอรี กรุ๊ป (ประเทศไทย) จำกัด

เลขทะเบียน ว-๒๐๔

ที่ อก ๐๓๑๐(๑)/ ๑๐๖๕

ลงวันที่ ๒๘ มกราคม ๒๕๖๕

ขอขยายสารมลพิษที่ได้รับขึ้นทะเบียนจากกรมโรงงานอุตสาหกรรม จำนวน ๓๖๑ รายการ

น้ำเสีย จำนวน 59 รายการ

ลำดับที่	สารมลพิษ	วิธีวิเคราะห์
1	Aldicarb	High-Performance Liquid Chromatographic Method ^[4]
2	Aldicarb Sulfone	High-Performance Liquid Chromatographic Method ^[4]
3	Aldicarb Sulfoxide	High-Performance Liquid Chromatographic Method ^[4]
4	Aldrin	Liquid-Liquid Extraction, Gas Chromatographic Method ^[4]
5	Arsenic	1) Digestion, Inductively Coupled Plasma Method ^[4] 2) Digestion, Inductively Coupled Plasma/ Mass Spectrometric Method ^[4]
6	Barium	1) Digestion, Inductively Coupled Plasma Method ^[4] 2) Digestion, Inductively Coupled Plasma/ Mass Spectrometric Method ^[4]
7	α -BHC	Liquid-Liquid Extraction, Gas Chromatographic Method ^[4]
8	β -BHC	Liquid-Liquid Extraction, Gas Chromatographic Method ^[4]
9	δ -BHC	Liquid-Liquid Extraction, Gas Chromatographic Method ^[4]
10	γ -BHC	Liquid-Liquid Extraction, Gas Chromatographic Method ^[4]
11	Biochemical Oxygen Demand	1) 5-Day BOD Test, Azide Modification Method ^[4] 2) 5-Day BOD Test, Membrane Electrode Method ^[4]
12	Carbaryl	High-Performance Liquid Chromatographic Method ^[4]
13	Carbofuran	High-Performance Liquid Chromatographic Method ^[4]
14	Cadmium	1) Digestion, Inductively Coupled Plasma Method ^[4] 2) Digestion, Inductively Coupled Plasma/ Mass Spectrometric Method ^[4]
15	Chemical Oxygen Demand	1) Closed Reflux, Colorimetric Method ^[4] 2) Closed Reflux, Titrimetric Method ^[4]
16	Chlordane	Liquid-Liquid Extraction, Gas Chromatographic Method ^[4]
17	Chromium	1) Digestion, Inductively Coupled Plasma Method ^[4] 2) Digestion, Inductively Coupled Plasma/Mass Spectrometric Method ^[4]
18	Color	ADMI Weighted-Ordinate Spectrophotometric Method



(นางริกาญจน์ จิตรสกุลไชย)

ผู้อำนวยการกลุ่มมาตรฐานวิธีการวิเคราะห์ทดสอบมลพิษ

และทะเบียนห้องปฏิบัติการ

19 Copper...

ลำดับที่	สารมลพิษ	วิธีวิเคราะห์
19	Copper	1) Digestion, Inductively Coupled Plasma Method ^[4] 2) Digestion, Inductively Coupled Plasma/ Mass Spectrometric Method ^[4]
20	Cyanide	Distillation, Colorimetric Method ^[4]
21	2,4'-DDD	Liquid-Liquid Extraction, Gas Chromatographic Method ^[4]
22	4,4'-DDD	Liquid-Liquid Extraction, Gas Chromatographic Method ^[4]
23	2,4'-DDE	Liquid-Liquid Extraction, Gas Chromatographic Method ^[4]
24	4,4'-DDE	Liquid-Liquid Extraction, Gas Chromatographic Method ^[4]
25	2,4'-DDT	Liquid-Liquid Extraction, Gas Chromatographic Method ^[4]
26	4,4'-DDT	Liquid-Liquid Extraction, Gas Chromatographic Method ^[4]
27	Dieldrin	Liquid-Liquid Extraction, Gas Chromatographic Method ^[4]
28	Endosulfan Sulfate	Liquid-Liquid Extraction, Gas Chromatographic Method ^[4]
29	Endosulfan I	Liquid-Liquid Extraction, Gas Chromatographic Method ^[4]
30	Endosulfan II	Liquid-Liquid Extraction, Gas Chromatographic Method ^[4]
31	Endrin	Liquid-Liquid Extraction, Gas Chromatographic Method ^[4]
32	Endrin Aldehyde	Liquid-Liquid Extraction, Gas Chromatographic Method ^[4]
33	Formaldehyde	Distillation, Colorimetric Method ^[3]
34	Free Chlorine	1) DPD Ferrous Titrimetric Method ^[4] 2) Iodometric Method ^[4]
35	Heptachlor	Liquid-Liquid Extraction, Gas Chromatographic Method ^[4]
36	Heptachlor epoxide	Liquid-Liquid Extraction, Gas Chromatographic Method ^[4]
37	Hexavalent Chromium	Filtration, Colorimetric Method ^[4]
38	3-Hydroxycarbofuran	High-Performance Liquid Chromatographic Method ^[4]
39	Lead	1) Digestion, Inductively Coupled Plasma Method ^[4] 2) Digestion, Inductively Coupled Plasma/ Mass Spectrometric Method ^[4]
40	Manganese	1) Digestion, Inductively Coupled Plasma Method ^[4] 2) Digestion, Inductively Coupled Plasma/ Mass Spectrometric Method ^[4]
41	Mercury	1) Digestion, Cold-Vapor Atomic Absorption Spectrometric Method ^[4] 2) Digestion, Inductively Coupled Plasma/Mass spectrometric Method ^[4]
42	Methiocarb	High-Performance Liquid Chromatographic Method ^[4]
43	Methoxychlor	Liquid-Liquid Extraction, Gas Chromatographic Method ^[4]

วิมล

44 Methomy...

(นางริกาญจน์ อัครสกุลวิไล)

ผู้อำนวยการกลุ่มมาตรฐานวิธีการวิเคราะห์ทดสอบมลพิษ

กรมส่งเสริมการค้าระหว่างประเทศ

ลำดับที่	สารมลพิษ	วิธีวิเคราะห์
44	Methomyl	High-Performance Liquid Chromatographic Method ^[4]
45	Nickel	1) Digestion, Inductively Coupled Plasma Method ^[4] 2) Digestion, Inductively Coupled Plasma/ Mass Spectrometric Method ^[4]
46	Oil & Grease	1) Liquid-Liquid, Partition-Gravimetric Method ^[4] 2) Soxhlet Extraction Method ^[4]
47	Oxamyl	High-Performance Liquid Chromatographic Method ^[4]
48	Propoxur	High-Performance Liquid Chromatographic Method ^[4]
49	pH	Electrometric Method ^[4]
50	Phenols	1) Distillation, Chloroform Extraction Method ^[4] 2) Distillation, Direct Photometric Method ^[4]
51	Selenium	1) Digestion, Inductively Coupled Plasma Method ^[4] 2) Digestion, Inductively Coupled Plasma/ Mass Spectrometric Method ^[4]
52	Sulfide	Iodometric Method ^[4]
53	Temperature	Laboratory and Field Methods ^[4]
54	Total Dissolved Solids	Dried at 180 °C ^[4]
55	Total Kjeldahl Nitrogen	Semi-Micro Kjeldahl Method ^[4]
56	Total Suspended Solids	Dried at 103-105 °C ^[4]
57	Toxaphene	Liquid-Liquid Extraction, Gas Chromatographic Method ^[4]
58	Trivalent Chromium	1) Digestion, Inductively Coupled Plasma Method; Colorimetric Method; Calculation ^[4] 2) Digestion, Inductively Coupled Plasma/ Mass Spectrometric Method; Colorimetric Method; Calculation ^[4]
59	Zinc	1) Digestion, Inductively Coupled Plasma Method ^[4] 2) Digestion, Inductively Coupled Plasma/Mass Spectrometric Method ^[4]

น้ำใต้ดิน จำนวน 126 รายการ

ลำดับที่	สารมลพิษ	วิธีวิเคราะห์
1	Acenaphthene	Liquid-Liquid Extraction, Gas Chromatographic/ Mass Spectrometric Method ^[4]
2	Acetone	Purge and Trap, Gas Chromatographic/ Mass Spectrometric Method ^[4]

วิมล

3 Aldrin...

(นางริภาญจน์ ฉัตรสกุลวิไล)

ผู้อำนวยการกลุ่มมาตรฐานวิธีการวิเคราะห์ทดสอบมลพิษ
และทะเบียนห้องปฏิบัติการ

ลำดับที่	สารมลพิษ	วิธีวิเคราะห์
3	Aldrin	Liquid-Liquid Extraction, Gas Chromatographic/ Mass Spectrometric Method ^[4]
4	Anthracene	Liquid-Liquid Extraction, Gas Chromatographic/ Mass Spectrometric Method ^[4]
5	Antimony	1) Digestion, Inductively Coupled Plasma Method ^[4] 2) Digestion, Inductively Coupled Plasma/ Mass Spectrometric Method ^[4]
6	Arsenic	1) Digestion, Inductively Coupled Plasma Method ^[4] 2) Digestion, Inductively Coupled Plasma/ Mass Spectrometric Method ^[4]
7	Atrazine	Liquid-Liquid Extraction, Gas Chromatographic/ Mass Spectrometric Method ^[4]
8	Barium	1) Digestion, Inductively Coupled Plasma Method ^[4] 2) Digestion, Inductively Coupled Plasma/ Mass Spectrometric Method ^[4]
9	Benz(a)anthracene	Liquid-Liquid Extraction, Gas Chromatographic/ Mass Spectrometric Method ^[4]
10	Benzene	Purge and Trap, Gas Chromatographic/ Mass Spectrometric Method ^[4]
11	Benzo(b)fluoranthene	Liquid-Liquid Extraction, Gas Chromatographic/ Mass Spectrometric Method ^[4]
12	Benzo(k)fluoranthene	Liquid-Liquid Extraction, Gas Chromatographic/ Mass Spectrometric Method ^[4]
13	Benzoic Acid	Liquid-Liquid Extraction, Gas Chromatographic/ Mass Spectrometric Method ^[4]
14	Benzo(a)pyrene	Liquid-Liquid Extraction, Gas Chromatographic/ Mass Spectrometric Method ^[4]
15	Benzo[g,h,i]perylene	Liquid-Liquid Extraction, Gas Chromatographic/ Mass Spectrometric Method ^[4]
16	Beryllium	1) Digestion, Inductively Coupled Plasma Method ^[4] 2) Digestion, Inductively Coupled Plasma/ Mass Spectrometric Method ^[4]
17	Bis(2-chloroethyl)ether	Liquid-Liquid Extraction, Gas Chromatographic/ Mass Spectrometric Method ^[4]

วิธีทาง)

18 Bis(2-ethylhexyl)phthalate...

(นางริกาญจน์ ฉัตรสกุลวิไล)

ผู้อำนวยการกลุ่มมาตรฐานวิธีการวิเคราะห์ทดสอบมลพิษ
และทะเบียนห้องปฏิบัติการ

ลำดับที่	สารมลพิษ	วิธีวิเคราะห์
18	Bis(2-ethylhexyl)phthalate	Liquid-Liquid Extraction, Gas Chromatographic/ Mass Spectrometric Method ^[4]
19	Bromodichloromethane	Purge and Trap, Gas Chromatographic/ Mass Spectrometric Method ^[4]
20	Bromoform	Purge and Trap, Gas Chromatographic/ Mass Spectrometric Method ^[4]
21	Butanol	Purge and Trap, Gas Chromatographic/ Mass Spectrometric Method ^[4]
		Equilibrium Headspace, Gas Chromatographic/ Mass Spectrometric Method ^[4]
22	Butyl Benzyl Phthalate	Liquid-Liquid Extraction, Gas Chromatographic/ Mass Spectrometric Method ^[4]
23	Cadmium	1) Digestion, Inductively Coupled Plasma Method ^[4] 2) Digestion, Inductively Coupled Plasma/ Mass Spectrometric Method ^[4]
24	Carbazole	Liquid-Liquid Extraction, Gas Chromatographic/ Mass Spectrometric Method ^[4]
25	Carbon Disulfide	Purge and Trap, Gas Chromatographic/ Mass Spectrometric Method ^[4]
26	Carbon tetrachloride	Purge and Trap, Gas Chromatographic/ Mass Spectrometric Method ^[4]
27	Chlordane	Liquid-Liquid Extraction, Gas Chromatographic/ Mass Spectrometric Method ^[4]
28	p-Chloroaniline	Liquid-Liquid Extraction, Gas Chromatographic/ Mass Spectrometric Method ^[4]
29	Chlorobenzene	Purge and Trap, Gas Chromatographic/ Mass Spectrometric Method ^[4]
30	Chlorodibromomethane	Purge and Trap, Gas Chromatographic/ Mass Spectrometric Method ^[4]
31	Chloroform	Purge and Trap, Gas Chromatographic/ Mass Spectrometric Method ^[4]
32	2-Chlorophenol	Liquid-Liquid Extraction, Gas Chromatographic/ Mass Spectrometric Method ^[4]
33	Chromium	1) Digestion, Inductively Coupled Plasma Method ^[4] 2) Digestion, Inductively Coupled Plasma/ Mass Spectrometric Method ^[4]




34 Chromium (III)...

(นางริกาญจน์ จิตรสกุลไธ)

ผู้อำนวยการกลุ่มมาตรฐานวิธีการวิเคราะห์ทดสอบมลพิษ

ลำดับที่	สารมลพิษ	วิธีวิเคราะห์
51	cis-1,2-Dichloroethylene	Purge and Trap, Gas Chromatographic/ Mass Spectrometric Method ^[4]
52	trans-1,2-Dichloroethylene	Purge and Trap, Gas Chromatographic/ Mass Spectrometric Method ^[4]
53	2,4-Dichlorophenol	Liquid-Liquid Extraction, Gas Chromatographic/ Mass Spectrometric Method ^[4]
54	1,2-Dichloropropane	Purge and Trap, Gas Chromatographic/ Mass Spectrometric Method ^[4]
55	1,3-Dichloropropane	Purge and Trap, Gas Chromatographic/ Mass Spectrometric Method ^[4]
56	1,3-Dichloropropene	Purge and Trap, Gas Chromatographic/ Mass Spectrometric Method ^[4]
57	Dieldrin	Liquid-Liquid Extraction, Gas Chromatographic/ Mass Spectrometric Method ^[4]
58	Diethyl Phthalate	Liquid-Liquid Extraction, Gas Chromatographic/ Mass Spectrometric Method ^[4]
59	2,4-Dimethylphenol	Liquid-Liquid Extraction, Gas Chromatographic/ Mass Spectrometric Method ^[4]
60	2,4-Dinitrophenol	Liquid-Liquid Extraction, Gas Chromatographic/ Mass Spectrometric Method ^[4]
61	2,4-Dinitrotoluene	Liquid-Liquid Extraction, Gas Chromatographic/ Mass Spectrometric Method ^[4]
62	2,6-Dinitrotoluene	Liquid-Liquid Extraction, Gas Chromatographic/ Mass Spectrometric Method ^[4]
63	Di-n-Octyl Phthalate	Liquid-Liquid Extraction, Gas Chromatographic/ Mass Spectrometric Method ^[4]
64	Endosulfan	Liquid-Liquid Extraction, Gas Chromatographic/ Mass Spectrometric Method ^[4]
65	Endrin	Liquid-Liquid Extraction, Gas Chromatographic/ Mass Spectrometric Method ^[4]
66	Ethylbenzene	Purge and Trap, Gas Chromatographic/ Mass Spectrometric Method ^[4]
67	Fluoranthene	Liquid-Liquid Extraction, Gas Chromatographic/ Mass Spectrometric Method ^[4]



(นางริกาญจน์ ฉัตรสกุลวิไล)

ผู้อำนวยการกลุ่มมาตรฐานวิธีการวิเคราะห์ทดสอบมลพิษ
และทะเบียนห้องปฏิบัติการ

68 Fluorene...

ลำดับที่	สารมลพิษ	วิธีวิเคราะห์
68	Fluorene	Liquid-Liquid Extraction, Gas Chromatographic/ Mass Spectrometric Method ^[4]
69	Heptachlor	Liquid-Liquid Extraction, Gas Chromatographic/ Mass Spectrometric Method ^[4]
70	Heptachlor epoxide	Liquid-Liquid Extraction, Gas Chromatographic/ Mass Spectrometric Method ^[4]
71	Hexachlorobenzene	Liquid-Liquid Extraction, Gas Chromatographic/ Mass Spectrometric Method ^[4]
72	Hexachloro-1,3-butadiene	Purge and Trap, Gas Chromatographic/ Mass Spectrometric Method ^[4]
73	n-Hexane	Purge and Trap, Gas Chromatographic/ Mass Spectrometric Method ^[4]
74	α -HCH	Liquid-Liquid Extraction, Gas Chromatographic/ Mass Spectrometric Method ^[4]
75	β -HCH	Liquid-Liquid Extraction, Gas Chromatographic/ Mass Spectrometric Method ^[4]
76	γ -HCH	Liquid-Liquid Extraction, Gas Chromatographic/ Mass Spectrometric Method ^[4]
77	Hexachlorocyclopentadiene	Liquid-Liquid Extraction, Gas Chromatographic/ Mass Spectrometric Method ^[4]
78	Hexachloroethane	Liquid-Liquid Extraction, Gas Chromatographic/ Mass Spectrometric Method ^[4]
79	Indeno(1,2,3-cd)pyrene	Liquid-Liquid Extraction, Gas Chromatographic/ Mass Spectrometric Method ^[4]
80	Isophorone	Liquid-Liquid Extraction, Gas Chromatographic/ Mass Spectrometric Method ^[4]
81	Lead	1) Digestion, Inductively Coupled Plasma Method ^[4] 2) Digestion, Inductively Coupled Plasma/ Mass Spectrometric Method ^[4]
82	Manganese	1) Digestion, Inductively Coupled Plasma Method ^[4] 2) Digestion, Inductively Coupled Plasma/ Mass Spectrometric Method ^[4]
83	Mercury	1) Cold Vapor Atomic Absorption Spectrometric Method ^[4] 2) Digestion, Inductively Coupled Plasma/ Mass Spectrometric Method ^[4]

ร.พ.ว.

84 Methanol...

(นางริกาญจน์ ฉัตรสกุลวิไล)

ผู้อำนวยการกลุ่มมาตรฐานวิธีการวิเคราะห์ทดสอบมลพิษ

แบบฟอร์มแจ้งผลการวิเคราะห์

ลำดับที่	สารมลพิษ	วิธีวิเคราะห์
84	Methanol	1) Purge and Trap, Gas Chromatographic/ Mass Spectrometric Method ^[4] 2) Equilibrium Headspace, Gas Chromatographic/ Mass Spectrometric Method ^[4]
85	Methoxychlor	Liquid-Liquid Extraction, Gas Chromatographic/ Mass Spectrometric Method ^[4]
86	Methyl Bromide	Purge and Trap, Gas Chromatographic/ Mass Spectrometric Method ^[4]
87	Methylene Chloride	Purge and Trap, Gas Chromatographic/ Mass Spectrometric Method ^[4]
88	2-Methylphenol	Liquid-Liquid Extraction, Gas Chromatographic/ Mass Spectrometric Method ^[4]
89	2-Methylnaphthalene	Liquid-Liquid Extraction, Gas Chromatographic/ Mass Spectrometric Method ^[4]
90	Methyl tert-Butyl Ether	Purge and Trap, Gas Chromatographic/ Mass Spectrometric Method ^[4]
91	Naphthalene	Liquid-Liquid Extraction, Gas Chromatographic/ Mass Spectrometric Method ^[4]
92	Nickel	1) Digestion, Inductively Coupled Plasma Method ^[4] 2) Digestion, Inductively Coupled Plasma/ Mass Spectrometric Method ^[4]
93	Nitrobenzene	Liquid-Liquid Extraction, Gas Chromatographic/ Mass Spectrometric Method ^[4]
94	N-Nitrosodiphenylamine	Liquid-Liquid Extraction, Gas Chromatographic/ Mass Spectrometric Method ^[4]
95	N-Nitrosodi-n-Propylamine	Liquid-Liquid Extraction, Gas Chromatographic/ Mass Spectrometric Method ^[4]
96	Polychlorinated Biphenyls - PCB 1016 - PCB 1221 - PCB 1232 - PCB 1242 - PCB 1248 - PCB 1254 - PCB 1260	Liquid-Liquid Extraction, Gas Chromatographic/ Mass Spectrometric Method ^[4]

วิมล

97 Pentachlorophenol...

(นางริกาญจน์ ฉัตรสกุลวิไล)

ผู้อำนวยการกลุ่มมาตรฐานวิธีการวิเคราะห์ทดสอบมลพิษ

และทะเบียนห้องปฏิบัติการ

ลำดับที่	สารมลพิษ	วิธีวิเคราะห์
97	Pentachlorophenol	Liquid-Liquid Extraction, Gas Chromatographic/ Mass Spectrometric Method ^[4]
98	pH	Electrometric Method ^[4]
99	Phenanthrene	Liquid-Liquid Extraction, Gas Chromatographic/ Mass Spectrometric Method ^[4]
100	Phenol	1) Distillation, Direct Photometric Method ^[4] 2) Liquid-Liquid Extraction, Gas Chromatographic/ Mass Spectrometric Method ^[4]
101	Pyrene	Liquid-Liquid Extraction, Gas Chromatographic/ Mass Spectrometric Method ^[4]
102	Selenium	1) Digestion, Inductively Coupled Plasma Method ^[4] 2) Digestion, Inductively Coupled Plasma/ Mass Spectrometric Method ^[4]
103	Silver	1) Digestion, Inductively Coupled Plasma Method ^[4] 2) Digestion, Inductively Coupled Plasma/ Mass Spectrometric Method ^[4]
104	Styrene	Purge and Trap, Gas Chromatographic/ Mass Spectrometric Method ^[4]
105	1,1,2,2-Tetrachloroethane	Purge and Trap, Gas Chromatographic/ Mass Spectrometric Method ^[4]
106	Tetrachloroethylene	Purge and Trap, Gas Chromatographic/ Mass Spectrometric Method ^[4]
107	Toluene	Purge and Trap, Gas Chromatographic/ Mass Spectrometric Method ^[4]
108	Toxaphene	Liquid-Liquid Extraction, Gas Chromatographic/ Mass Spectrometric Method ^[4]
109	TPH (C ₅ -C ₉)	Purge and Trap, Gas Chromatographic/ Mass Spectrometric Method ^[13,24]
110	TPH (C ₈ -C ₁₆)	Solvent Extraction, Gas Chromatographic Method ^[9,21]
111	TPH (C ₁₆ -C ₃₅)	Solvent Extraction, Gas Chromatographic Method ^[9,21]
112	1,2,4-Trichlorobenzene	Purge and Trap, Gas Chromatographic/ Mass Spectrometric Method ^[4]
113	1,1,1-Trichloroethane	Purge and Trap, Gas Chromatographic/ Mass Spectrometric Method ^[4]

วิมล

114 1,1,2-Trichloroethane...

ลำดับที่	สารมลพิษ	วิธีวิเคราะห์
114	1,1,2-Trichloroethane	Purge and Trap, Gas Chromatographic/ Mass Spectrometric Method ^[4]
115	Trichloroethylene	Purge and Trap, Gas Chromatographic/ Mass Spectrometric Method ^[4]
116	2,4,5-Trichlorophenol	Liquid-Liquid Extraction, Gas Chromatographic/ Mass Spectrometric Method ^[4]
117	2,4,6-Trichlorophenol	Liquid-Liquid Extraction, Gas Chromatographic/ Mass Spectrometric Method ^[4]
118	1,3,5-Trimethylbenzene	Purge and Trap, Gas Chromatographic/ Mass Spectrometric Method ^[4]
119	Vanadium	1) Digestion, Inductively Coupled Plasma Method ^[4] 2) Digestion, Inductively Coupled Plasma/ Mass Spectrometric Method ^[4]
120	Vinyl Acetate	Purge and Trap, Gas Chromatographic/ Mass Spectrometric Method ^[4]
121	Vinyl Chloride	Purge and Trap, Gas Chromatographic/ Mass Spectrometric Method ^[4]
122	m-Xylene	Purge and Trap, Gas Chromatographic/ Mass Spectrometric Method ^[4]
123	o-Xylene	Purge and Trap, Gas Chromatographic/ Mass Spectrometric Method ^[4]
124	p-Xylene	Purge and Trap, Gas Chromatographic/ Mass Spectrometric Method ^[4]
125	Xylene (Total)	Purge and Trap, Gas Chromatographic/ Mass Spectrometric Method ^[4]
126	Zinc	1) Digestion, Inductively Coupled Plasma Method ^[4] 2) Digestion, Inductively Coupled Plasma/ Mass Spectrometric Method ^[4]

อากาศเสีย (ปล่อยระบาย) จำนวน 16 รายการ

ลำดับที่	สารมลพิษ	วิธีวิเคราะห์
1	Antimony	Isokinetic, Digestion, Inductively Coupled Plasma Method ^[5]
2	Arsenic	Isokinetic, Digestion, Inductively Coupled Plasma Method ^[5]

วิฑูรย์

3 Carbon Monoxide...

(นางริกาญจน์ ฉัตรสกุลวิไล)

ผู้อำนวยการกลุ่มมาตรฐานวิธีการวิเคราะห์ทดสอบมลพิษ

และหน่วยงานที่เกี่ยวข้อง

ลำดับที่	สารมลพิษ	วิธีวิเคราะห์
3	Carbon Monoxide	1) Sampling Bag Non-Dispersive Infrared Method ^[5] 2) Non-Dispersive Infrared Method ^[5] 3) Instrumental Analyzer Method ^[5]
4	Chlorine	1) Absorption Sampling, Ion Chromatographic Method ^[5] 2) Isokinetic Sampling, Ion Chromatographic Method ^[5]
5	Copper	Isokinetic, Digestion, Inductively Coupled Plasma Method ^[5]
6	Dioxins	Isokinetic Sampling, Analysis by ISO/IEC 17025 Accredited Laboratory or Analysis by Department of Industrial Works Registered Laboratory (Dioxins/Furans Analysis Approved) ^[5]
7	Hydrogen Chloride	1) Absorption Sampling, Ion Chromatographic Method ^[5] 2) Isokinetic Sampling, Ion Chromatographic Method ^[5]
8	Hydrogen Sulfide	Absorption Sampling, Iodometric Method ^[5]
9	Lead	Isokinetic, Digestion, Inductively Coupled Plasma Method ^[5]
10	Mercury	1) Isokinetic Sampling, Digestion, Cold-Vapor Atomic Absorption Spectrometric Method ^[5] 2) Isokinetic, Digestion, Inductively Coupled Plasma Method ^[5]
11	Opacity	Ringelmann's Method ^[2]
12	Oxides of Nitrogen	1) Absorption Sampling, Phenoldisulfonic Acid Method ^[5] 2) Chemiluminescence Method ^[5] 3) Instrumental Analyzer Method ^[5]
13	Sulfur Dioxide	1) Absorption Sampling, Barium-Thorin Titrimetric Method ^[5] 2) UV Fluorescence Method ^[5] 3) Instrumental Analyzer Method ^[5]
14	Sulfuric Acid	Isokinetic Sampling, Barium-Thorin Titrimetric Method ^[5]
15	Total Suspended Particulate	Isokinetic Sampling, Gravimetric Method ^[5]
16	Xylene	Adsorption Sampling, Gas Chromatographic Method ^[5]

วิมล

สิ่งปลูก...

(นางริกาญจน์ ฉัตรสกุลวิไล)

ผู้อำนวยการกลุ่มมาตรฐานวิชาการวิเคราะห์ทดสอบมลพิษ

กรมควบคุมมลพิษ

สิ่งปฏิกูลหรือวัสดุที่ไม่ใช้แล้ว จำนวน 35 รายการ

ลำดับที่	สารมลพิษ	วิธีวิเคราะห์
1	Aldrin	1) Waste Extraction, Separatory Funnel Liquid-Liquid Extraction, Gas Chromatographic/Mass Spectrometric Method ^[1,9,25] 2) Soxhlet Extraction, Gas Chromatographic Method ^[10,22] 3) Automated Soxhlet Extraction, Gas Chromatographic Method ^[22,31]
2	Antimony	1) Waste Extraction, Digestion, Inductively Coupled Plasma Method ^[1,6,15] 2) Waste Extraction, Digestion, Inductively Coupled Plasma/Mass Spectrometric Method ^[1,6,16] 3) Digestion, Inductively Coupled Plasma Method ^[7,15] 4) Digestion, Inductively Coupled Plasma/Mass Spectrometric Method ^[7,16]
3	Arsenic	1) Waste Extraction, Digestion, Inductively Coupled Plasma Method ^[1,6,15] 2) Waste Extraction, Digestion, Inductively Coupled Plasma/Mass Spectrometric Method ^[1,6,16] 3) Digestion, Inductively Coupled Plasma Method ^[7,15] 4) Digestion, Inductively Coupled Plasma/Mass Spectrometric Method ^[7,16]
4	Barium	1) Waste Extraction, Digestion, Inductively Coupled Plasma Method ^[1,6,15] 2) Waste Extraction, Digestion, Inductively Coupled Plasma/Mass Spectrometric Method ^[1,6,16] 3) Digestion, Inductively Coupled Plasma Method ^[7,15] 4) Digestion, Inductively Coupled Plasma/Mass Spectrometric Method ^[7,16]
5	Beryllium	1) Waste Extraction, Digestion, Inductively Coupled Plasma Method ^[1,6,15] 2) Waste Extraction, Digestion, Inductively Coupled Plasma/Mass Spectrometric Method ^[1,6,16] 3) Digestion, Inductively Coupled Plasma Method ^[7,15] 4) Digestion, Inductively Coupled Plasma/Mass Spectrometric Method ^[7,16]

วิมล

6 Cadmium...

(นางริกาญจน์ ฉัตรสกุลวิไล)

ผู้อำนวยการกลุ่มมาตรฐานวิธีการวิเคราะห์ทดสอบมลพิษ

และทะเบียนห้องปฏิบัติการ

ลำดับที่	สารมลพิษ	วิธีวิเคราะห์
6	Cadmium	1) Waste Extraction, Digestion, Inductively Coupled Plasma Method ^[1,6,15] 2) Waste Extraction, Digestion, Inductively Coupled Plasma/Mass Spectrometric Method ^[1,6,16] 3) Digestion, Inductively Coupled Plasma Method ^[7,15] 4) Digestion, Inductively Coupled Plasma/Mass Spectrometric Method ^[7,16]
7	Chlordane	1) Waste Extraction, Separatory Funnel Liquid-Liquid Extraction, Gas Chromatographic/Mass Spectrometric Method ^[1,19,25] 2) Soxhlet Extraction, Gas Chromatographic Method ^[10,22] 3) Automated Soxhlet Extraction, Gas Chromatographic Method ^[22,31]
8	Chromium	1) Waste Extraction, Digestion, Inductively Coupled Plasma Method ^[1,6,15] 2) Waste Extraction, Digestion, Inductively Coupled Plasma/Mass Spectrometric Method ^[1,6,16] 3) Digestion, Inductively Coupled Plasma Method ^[7,15] 4) Digestion, Inductively Coupled Plasma/Mass Spectrometric Method ^[7,16]
9	Chromium (III)	1) Waste Extraction, Digestion, Inductively Coupled Plasma Method; Waste Extraction, Colorimetric Method; Calculation Method ^[1,6,15,17] 2) Waste Extraction, Digestion, Inductively Coupled Plasma/Mass Spectrometric Method; Waste Extraction, Colorimetric Method; Calculation Method ^[1,6,16,17] 3) Digestion, Inductively Coupled Plasma Method; Alkaline Digestion, Colorimetric Method; Calculation Method ^[7,8,15,17] 4) Digestion, Inductively Coupled Plasma/Mass Spectrometric Method; Alkaline Digestion, Colorimetric Method; Calculation Method ^[7,8, 16,17]
10	Chromium (VI)	1) Waste Extraction, Colorimetric Method ^[1,6,17] 2) Alkaline Digestion, Colorimetric Method ^[8,17]



(นางริกาญจน์ จิตรสกุลวิไล)

11 Cobalt...

ผู้อำนวยการกลุ่มมาตรฐานวิธีการวิเคราะห์ทดสอบมลพิษ

.....เรียน...../.....

ลำดับที่	สารมลพิษ	วิธีวิเคราะห์
11	Cobalt	1) Waste Extraction, Digestion, Inductively Coupled Plasma Method ^[1,6,15] 2) Waste Extraction, Digestion, Inductively Coupled Plasma/Mass Spectrometric Method ^[1,6,16] 3) Digestion, Inductively Coupled Plasma Method ^[7,15] 4) Digestion, Inductively Coupled Plasma/Mass Spectrometric Method ^[7,16]
12	Copper	1) Waste Extraction, Digestion, Inductively Coupled Plasma Method ^[1,6,15] 2) Waste Extraction, Digestion, Inductively Coupled Plasma/Mass Spectrometric Method ^[1,6,16] 3) Digestion, Inductively Coupled Plasma Method ^[7,15] 4) Digestion, Inductively Coupled Plasma/Mass Spectrometric Method ^[7,16]
13	2,4-D	1) Waste Extraction, Separatory Funnel Liquid-Liquid Extraction, Gas Chromatographic/Mass Spectrometric Method ^[1,9,25] 2) Soxhlet Extraction, Gas Chromatographic Method ^[10,22] 3) Automated Soxhlet Extraction, Gas Chromatographic Method ^[22,31]
14	DDD	1) Waste Extraction, Separatory Funnel Liquid-Liquid Extraction, Gas Chromatographic/Mass Spectrometric Method ^[1,9,25] 2) Soxhlet Extraction, Gas Chromatographic Method ^[10,22] 3) Automated Soxhlet Extraction, Gas Chromatographic Method ^[22,31]
15	DDE	1) Waste Extraction, Separatory Funnel Liquid-Liquid Extraction, Gas Chromatographic/Mass Spectrometric Method ^[1,9,25] 2) Soxhlet Extraction, Gas Chromatographic Method ^[10,22] 3) Automated Soxhlet Extraction, Gas Chromatographic Method ^[22,31]
16	DDT	1) Waste Extraction, Separatory Funnel Liquid-Liquid Extraction, Gas Chromatographic/Mass Spectrometric Method ^[1,9,25]

จิราพร

2) Soxhlet...

(นางริกาญจน์ จัตรสกุลวิไล)

ผู้อำนวยการกลุ่มมาตรฐานวิธีการวิเคราะห์ทดสอบมลพิษ

และทะเบียนห้องปฏิบัติการ

ลำดับที่	สารมลพิษ	วิธีวิเคราะห์
17	Dieldrin	2) Soxhlet Extraction, Gas Chromatographic Method ^[10,22] 3) Automated Soxhlet Extraction, Gas Chromatographic Method ^[22,31] 1) Waste Extraction, Separatory Funnel Liquid-Liquid Extraction, Gas Chromatographic/Mass Spectrometric Method ^[1,9,25]
18	Endrin	2) Soxhlet Extraction, Gas Chromatographic Method ^[10,22] 3) Automated Soxhlet Extraction, Gas Chromatographic Method ^[22,31] 1) Waste Extraction, Separatory Funnel Liquid-Liquid Extraction, Gas Chromatographic/Mass Spectrometric Method ^[1,9,25]
19	Heptachlor	2) Soxhlet Extraction, Gas Chromatographic Method ^[10,22] 3) Automated Soxhlet Extraction, Gas Chromatographic Method ^[22,31] 1) Waste Extraction, Separatory Funnel Liquid-Liquid Extraction, Gas Chromatographic/Mass Spectrometric Method ^[1,9,25]
20	Lead	2) Soxhlet Extraction, Gas Chromatographic Method ^[10,22] 3) Automated Soxhlet Extraction, Gas Chromatographic Method ^[22,31] 1) Waste Extraction, Digestion, Inductively Coupled Plasma Method ^[1,6,15] 2) Waste Extraction, Digestion, Inductively Coupled Plasma/Mass Spectrometric Method ^[1,6,16]
21	Lindane	3) Digestion, Inductively Coupled Plasma Method ^[7,15] 4) Digestion, Inductively Coupled Plasma/Mass Spectrometric Method ^[7,16] 1) Waste Extraction, Separatory Funnel Liquid-Liquid Extraction, Gas Chromatographic/Mass Spectrometric Method ^[1,9,25] 2) Soxhlet Extraction, Gas Chromatographic Method ^[10,22]
22	Mercury	3) Automated Soxhlet Extraction, Gas Chromatographic Method ^[22,31] 1) Waste Extraction, Digestion, Cold-Vapor Atomic Absorption Spectrometric Method ^[1,6,18]

วิมล

2) Waste Extraction...

(นางริกาญจน์ ฉัตรสกุลวิไล)

ผู้อำนวยการกลุ่มมาตรฐานวิธีการวิเคราะห์ทดสอบมลพิษ

ลำดับที่	สารมลพิษ	วิธีวิเคราะห์
23	Methoxychlor	2) Waste Extraction, Thermal Decomposition Amalgamation and Atomic Absorption Spectrometric Method ^[1,6,19] 3) Waste Extraction, Digestion, Cold-Vapor Atomic Fluorescence Spectrometric Method ^[1,6,20] 4) Digestion, Cold-Vapor Atomic Absorption Spectrometric Method ^[18] 5) Thermal Decomposition Amalgamation and Atomic Absorption Spectrometric Method ^[19] 6) Digestion, Cold-Vapor Atomic Fluorescence Spectrometric Method ^[20]
24	Mirex	1) Waste Extraction, Separatory Funnel Liquid-Liquid Extraction, Gas Chromatographic/Mass Spectrometric Method ^[1,9,25] 2) Soxhlet Extraction, Gas Chromatographic Method ^[10,22] 3) Automated Soxhlet Extraction, Gas Chromatographic Method ^[22,31]
25	Molybdenum	1) Waste Extraction, Separatory Funnel Liquid-Liquid Extraction, Gas Chromatographic/Mass Spectrometric Method ^[1,9,25] 2) Soxhlet Extraction, Gas Chromatographic Method ^[10,22] 3) Automated Soxhlet Extraction, Gas Chromatographic Method ^[22,31]
26	Nickel	1) Waste Extraction, Digestion, Inductively Coupled Plasma Method ^[1,6,15] 2) Waste Extraction, Digestion, Inductively Coupled Plasma/Mass Spectrometric Method ^[1,6,16] 3) Digestion, Inductively Coupled Plasma Method ^[7,15] 4) Digestion, Inductively Coupled Plasma/Mass Spectrometric Method ^[7,16]
		1) Waste Extraction, Digestion, Inductively Coupled Plasma Method ^[1,6,15] 2) Waste Extraction, Digestion, Inductively Coupled Plasma/Mass Spectrometric Method ^[1,6,16] 3) Digestion, Inductively Coupled Plasma Method ^[7,15] 4) Digestion, Inductively Coupled Plasma/Mass Spectrometric Method ^[7,16]

วิภากร

27 Polychlorinated...

(นางริกาญจน์ ฉัตรสกุลวิไล)

ผู้อำนวยการกลุ่มมาตรฐานวิธีการวิเคราะห์ทดสอบมลพิษ

ลำดับที่	สารมลพิษ	วิธีวิเคราะห์
27	<p>Polychlorinated biphenyls (PCBs)</p> <ul style="list-style-type: none"> - Aroclor 1016 - Aroclor 1221 - Aroclor 1232 - Aroclor 1242 - Aroclor 1248 - Aroclor 1254 - Aroclor 1260 - 2-Chlorobiphenyl - 2,3-Dichlorobiphenyl - 2,2',5-Trichlorobiphenyl - 2,4',5-Trichlorobiphenyl - 2,2',3,5'-Tetrachlorobiphenyl - 2,2',5,5'-Tetrachlorobiphenyl - 2,3',4,4'-Tetrachlorobiphenyl - 2,2',3,4,5'-Pentachlorobiphenyl - 2,2',4,5,5'-Pentachlorobiphenyl - 2,3,3',4',6-Pentachlorobiphenyl - 2,2',3,4,4',5'-Hexachlorobiphenyl - 2,2',3,4,5,5'-Hexachlorobiphenyl - 2,2',3,5,5',6-Hexachlorobiphenyl - 2,2',4,4',5,5'-Hexachlorobiphenyl - 2,2',3,3',4,4',5-Heptachlorobiphenyl - 2,2',3,4,4',5,5'-Heptachlorobiphenyl - 2,2',3,4,4',5',6-Heptachlorobiphenyl - 2,2',3,4',5,5',6-Heptachlorobiphenyl - 2,2',3,3',4,4',5,5',6-Nonachlorobiphenyl 	<p>1) Waste Extraction, Separatory Funnel Liquid-Liquid Extraction, Gas Chromatographic Method^[1,9,23]</p> <p>2) Soxhlet Extraction, Gas Chromatographic Method^[10,23]</p> <p>3) Automated Soxhlet Extraction, Gas Chromatographic Method^[22,31]</p>

วิมล

(นางริกาญจน์ ฉัตรสกุลวิไล)

ผู้อำนวยการกลุ่มมาตรฐานวิธีการวิเคราะห์ทดสอบมลพิษ

28 Pentachlorophenol...

ลำดับที่	สารมลพิษ	วิธีวิเคราะห์
28	Pentachlorophenol	1) Waste Extraction, Separatory Funnel Liquid-Liquid Extraction, Gas Chromatographic/Mass Spectrometric Method ^[1,9,25] 2) Soxhlet Extraction, Gas Chromatographic Method ^[10,22] 3) Automated Soxhlet Extraction, Gas Chromatographic Method ^[22,31]
29	pH	Electrometric Method ^[29,30]
30	Selenium	1) Waste Extraction, Digestion, Inductively Coupled Plasma Method ^[1,6,15] 2) Waste Extraction, Digestion, Inductively Coupled Plasma/Mass Spectrometric Method ^[1,6,16] 3) Digestion, Inductively Coupled Plasma Method ^[7,15] 4) Digestion, Inductively Coupled Plasma/Mass Spectrometric Method ^[7,16]
31	Silver	1) Waste Extraction, Digestion, Inductively Coupled Plasma Method ^[1,6,15] 2) Waste Extraction, Digestion, Inductively Coupled Plasma/Mass Spectrometric Method ^[1,6,16]
32	Thallium	1) Waste Extraction, Digestion, Inductively Coupled Plasma Method ^[1,6,15] 2) Waste Extraction, Digestion, Inductively Coupled Plasma/Mass Spectrometric Method ^[1,6,16] 3) Digestion, Inductively Coupled Plasma Method ^[7,15] 4) Digestion, Inductively Coupled Plasma/Mass Spectrometric Method ^[7,16]
33	Toxaphene	1) Waste Extraction, Separatory Funnel Liquid-Liquid Extraction, Gas Chromatographic/Mass Spectrometric Method ^[1,9,25] 2) Soxhlet Extraction, Gas Chromatographic Method ^[10,22] 3) Automated Soxhlet Extraction, Gas Chromatographic Method ^[22,31]
34	Vanadium	1) Waste Extraction, Digestion, Inductively Coupled Plasma Method ^[1,6,15] 2) Waste Extraction, Digestion, Inductively Coupled Plasma/Mass Spectrometric Method ^[1,6,16] 3) Digestion, Inductively Coupled Plasma Method ^[7,15]

วิมล

(นางริกาญจน์ ฉัตรสกุลวิไล)

ผู้อำนวยการกลุ่มมาตรฐานวิชาการวิเคราะห์ทดสอบมลพิษ

4) Digestion...

ลำดับที่	สารมลพิษ	วิธีวิเคราะห์
35	Zinc	4) Digestion, Inductively Coupled Plasma/ Mass Spectrometric Method ^[7,16] 1) Waste Extraction, Digestion, Inductively Coupled Plasma Method ^[1,6,15] 2) Waste Extraction, Digestion, Inductively Coupled Plasma/Mass Spectrometric Method ^[1,6,16] 3) Digestion, Inductively Coupled Plasma Method ^[7,15] 4) Digestion, Inductively Coupled Plasma/ Mass Spectrometric Method ^[7,16]

ดิน จำนวน 125 รายการ

ลำดับที่	สารมลพิษ	วิธีวิเคราะห์
1	Acenaphthene	Automated Soxhlet Extraction, Gas Chromatographic/ Mass Spectrometric Method ^[25,31]
2	Acetone	Purge and Trap, Gas Chromatographic/ Mass Spectrometric Method ^[14,24]
3	Aldrin	1) Soxhlet Extraction, Gas Chromatographic Method ^[10,22] 2) Automated Soxhlet Extraction, Gas Chromatographic/ Mass Spectrometric Method ^[25,31]
4	Anthracene	Automated Soxhlet Extraction, Gas Chromatographic/ Mass Spectrometric Method ^[25,31]
5	Antimony	1) Digestion, Inductively Coupled Plasma Method ^[7,15] 2) Digestion, Inductively Coupled Plasma/ Mass Spectrometric Method ^[7,16]
6	Arsenic	1) Digestion, Inductively Coupled Plasma Method ^[7,15] 2) Digestion, Inductively Coupled Plasma/ Mass Spectrometric Method ^[7,16]
7	Atrazine	1) Soxhlet Extraction, Gas Chromatographic Method ^[10,22] 2) Automated Soxhlet Extraction, Gas Chromatographic/ Mass Spectrometric Method ^[25,31]
8	Barium	1) Digestion, Inductively Coupled Plasma Method ^[7,15] 2) Digestion, Inductively Coupled Plasma/ Mass Spectrometric Method ^[7,16]

วิมล

(นางริกาณจน์ ฉัตรสกุลวิไล)

ผู้อำนวยการกลุ่มมาตรฐานวิธีการวิเคราะห์ทดสอบมลพิษ

9 Benz(a)anthracene...

ลำดับที่	สารมลพิษ	วิธีวิเคราะห์
9	Benz(a)anthracene	Automated Soxhlet Extraction, Gas Chromatographic/ Mass Spectrometric Method ^[25,31]
10	Benzene	Purge and Trap, Gas Chromatographic/ Mass Spectrometric Method ^[14,24]
11	Benzo(b)fluoranthene	Automated Soxhlet Extraction, Gas Chromatographic/ Mass Spectrometric Method ^[25,31]
12	Benzo(k)fluoranthene	Automated Soxhlet Extraction, Gas Chromatographic/ Mass Spectrometric Method ^[25,31]
13	Benzoic acid	Automated Soxhlet Extraction, Gas Chromatographic/ Mass Spectrometric Method ^[25,31]
14	Benzo(a)pyrene	Automated Soxhlet Extraction, Gas Chromatographic/ Mass Spectrometric Method ^[25,31]
15	Benzo(g,h,i)perylene	Automated Soxhlet Extraction, Gas Chromatographic/ Mass Spectrometric Method ^[25,31]
16	Beryllium	1) Digestion, Inductively Coupled Plasma Method ^[7,15] 2) Digestion, Inductively Coupled Plasma/ Mass Spectrometric Method ^[7,16]
17	Bis(2-chloroethyl)ether	Automated Soxhlet Extraction, Gas Chromatographic/ Mass Spectrometric Method ^[25,31]
18	Bis(2-ethylhexyl)phthalate	Automated Soxhlet Extraction, Gas Chromatographic/ Mass Spectrometric Method ^[25,31]
19	Bromodichloromethane	Purge and Trap, Gas Chromatographic/ Mass Spectrometric Method ^[14,24]
20	Bromoform	Purge and Trap, Gas Chromatographic/ Mass Spectrometric Method ^[14,24]
21	Butanol	Equilibrium Headspace, Gas Chromatographic/ Mass Spectrometric Method ^[12,24]
22	Butyl Benzyl Phthalate	Automated Soxhlet Extraction, Gas Chromatographic/ Mass Spectrometric Method ^[25,31]
23	Cadmium	1) Digestion, Inductively Coupled Plasma Method ^[7,15] 2) Digestion, Inductively Coupled Plasma/ Mass Spectrometric Method ^[7,16]
24	Carbazole	Automated Soxhlet Extraction, Gas Chromatographic/ Mass Spectrometric Method ^[25,31]
25	Carbon Disulfide	Purge and Trap, Gas Chromatographic/ Mass Spectrometric Method ^[14,24]

วิกรม

26 Carbon tetrachloride...

(นางริกาญจน์ ฉัตรสกุลวิไล)

ผู้อำนวยการกลุ่มมาตรฐานวิธีการวิเคราะห์ทดสอบมลพิษ

ลำดับที่	สารมลพิษ	วิธีวิเคราะห์
26	Carbon tetrachloride	Purge and Trap, Gas Chromatographic/ Mass Spectrometric Method ^[14,24]
27	Chlordane	1) Soxhlet Extraction, Gas Chromatographic Method ^[10,22] 2) Automated Soxhlet Extraction, Gas Chromatographic/ Mass Spectrometric Method ^[25,31]
28	p-Chloroaniline	Automated Soxhlet Extraction, Gas Chromatographic/ Mass Spectrometric Method ^[25,31]
29	Chlorobenzene	Purge and Trap, Gas Chromatographic/ Mass Spectrometric Method ^[14,24]
30	Chlorodibromomethane	Purge and Trap, Gas Chromatographic/ Mass Spectrometric Method ^[14,24]
31	Chloroform	Purge and Trap, Gas Chromatographic/ Mass Spectrometric Method ^[14,24]
32	2-Chlorophenol	Automated Soxhlet Extraction, Gas Chromatographic/ Mass Spectrometric Method ^[25,31]
33	Chromium	1) Digestion, Inductively Coupled Plasma Method ^[7,15] 2) Digestion, Inductively Coupled Plasma/ Mass Spectrometric Method ^[7,16]
34	Chromium (III)	1) Digestion, Inductively Coupled Plasma Method; Alkaline Digestion, Colorimetric Method; Calculation Method ^[7,8,15,17] 2) Digestion, Inductively Coupled Plasma/ Mass Spectrometric Method; Alkaline Digestion, Colorimetric Method; Calculation Method ^[7,8,16,17]
35	Chromium (VI)	Alkaline Digestion, Colorimetric Method ^[8,17]
36	Chrysene	Automated Soxhlet Extraction, Gas Chromatographic/ Mass Spectrometric Method ^[25,31]
37	Cyanide	Extraction, Distillation, Colorimetric Method ^[26,27,28]
38	2,4-D	1) Soxhlet Extraction, Gas Chromatographic Method ^[10,22] 2) Automated Soxhlet Extraction, Gas Chromatographic/ Mass Spectrometric Method ^[25,31]
39	DDD	1) Soxhlet Extraction, Gas Chromatographic Method ^[10,22] 2) Automated Soxhlet Extraction, Gas Chromatographic/ Mass Spectrometric Method ^[25,31]

ลำดับที่	สารมลพิษ	วิธีวิเคราะห์
40	DDE	1) Soxhlet Extraction, Gas Chromatographic Method ^[10,22] 2) Automated Soxhlet Extraction, Gas Chromatographic/Mass Spectrometric Method ^[25,31]
41	DDT	1) Soxhlet Extraction, Gas Chromatographic Method ^[10,22] 2) Automated Soxhlet Extraction, Gas Chromatographic/Mass Spectrometric Method ^[25,31]
42	Dibenz(a,h)anthracene	Automated Soxhlet Extraction, Gas Chromatographic/Mass Spectrometric Method ^[25,31]
43	Di-n-Butyl Phthalate	Automated Soxhlet Extraction, Gas Chromatographic/Mass Spectrometric Method ^[25,31]
44	1,2-Dichlorobenzene	Purge and Trap, Gas Chromatographic/Mass Spectrometric Method ^[14,24]
45	1,3-Dichlorobenzene	Purge and Trap, Gas Chromatographic/Mass Spectrometric Method ^[14,24]
46	1,4-Dichlorobenzene	Purge and Trap, Gas Chromatographic/Mass Spectrometric Method ^[14,24]
47	3,3-Dichlorobenzidine	Automated Soxhlet Extraction, Gas Chromatographic/Mass Spectrometric Method ^[25,31]
48	1,1-Dichloroethane	Purge and Trap, Gas Chromatographic/Mass Spectrometric Method ^[14,24]
49	1,2-Dichloroethane	Purge and Trap, Gas Chromatographic/Mass Spectrometric Method ^[14,24]
50	1,1-Dichloroethylene	Purge and Trap, Gas Chromatographic/Mass Spectrometric Method ^[14,24]
51	cis-1,2-Dichloroethylene	Purge and Trap, Gas Chromatographic/Mass Spectrometric Method ^[14,24]
52	trans-1,2-Dichloroethylene	Purge and Trap, Gas Chromatographic/Mass Spectrometric Method ^[14,24]
53	2,4-Dichlorophenol	Automated Soxhlet Extraction, Gas Chromatographic/Mass Spectrometric Method ^[25,31]
54	1,2-Dichloropropane	Purge and Trap, Gas Chromatographic/Mass Spectrometric Method ^[14,24]
55	1,3-Dichloropropane	Purge and Trap, Gas Chromatographic/Mass Spectrometric Method ^[14,24]
56	1,3-Dichloropropene	Purge and Trap, Gas Chromatographic/Mass Spectrometric Method ^[14,24]

วิภาณี

57 Dieldrin...

(นางริกาญจน์ ฉัตรสกุลวิไล)

ผู้อำนวยการกลุ่มมาตรฐานวิธีการวิเคราะห์ทดสอบมลพิษ

ลำดับที่	สารมลพิษ	วิธีวิเคราะห์
57	Dieldrin	1) Soxhlet Extraction, Gas Chromatographic Method ^[10,22] 2) Automated Soxhlet Extraction, Gas Chromatographic/Mass Spectrometric Method ^[25,31]
58	Diethyl Phthalate	Automated Soxhlet Extraction, Gas Chromatographic/Mass Spectrometric Method ^[25,31]
59	2,4-Dimethylphenol	Automated Soxhlet Extraction, Gas Chromatographic/Mass Spectrometric Method ^[25,31]
60	2,4-Dinitrophenol	Automated Soxhlet Extraction, Gas Chromatographic/Mass Spectrometric Method ^[25,31]
61	2,4-Dinitrotoluene	Automated Soxhlet Extraction, Gas Chromatographic/Mass Spectrometric Method ^[25,31]
62	2,6-Dinitrotoluene	Automated Soxhlet Extraction, Gas Chromatographic/Mass Spectrometric Method ^[25,31]
63	Di-n-Octyl Phthalate	Automated Soxhlet Extraction, Gas Chromatographic/Mass Spectrometric Method ^[25,31]
64	Endosulfan	1) Soxhlet Extraction, Gas Chromatographic Method ^[10,22] 2) Automated Soxhlet Extraction, Gas Chromatographic/Mass Spectrometric Method ^[25,31]
65	Endrin	1) Soxhlet Extraction, Gas Chromatographic Method ^[10,22] 2) Automated Soxhlet Extraction, Gas Chromatographic/Mass Spectrometric Method ^[25,31]
66	Ethylbenzene	Purge and Trap, Gas Chromatographic/Mass Spectrometric Method ^[14,24]
67	Fluoranthene	Automated Soxhlet Extraction, Gas Chromatographic/Mass Spectrometric Method ^[25,31]
68	Fluorene	Automated Soxhlet Extraction, Gas Chromatographic/Mass Spectrometric Method ^[25,31]
69	Heptachlor	1) Soxhlet Extraction, Gas Chromatographic Method ^[10,22] 2) Automated Soxhlet Extraction, Gas Chromatographic/Mass Spectrometric Method ^[25,31]
70	Heptachlor Epoxide	1) Soxhlet Extraction, Gas Chromatographic Method ^[10,22] 2) Automated Soxhlet Extraction, Gas Chromatographic/Mass Spectrometric Method ^[25,31]

ลำดับที่	สารมลพิษ	วิธีวิเคราะห์
71	Hexachlorobenzene	1) Soxhlet Extraction, Gas Chromatographic Method ^[10,22] 2) Automated Soxhlet Extraction, Gas Chromatographic/Mass Spectrometric Method ^[25,31]
72	Hexachloro-1,3-butadiene	Purge and Trap, Gas Chromatographic/Mass Spectrometric Method ^[14,24]
73	n-Hexane	Purge and Trap, Gas Chromatographic/Mass Spectrometric Method ^[14,24]
74	α -HCH	1) Soxhlet Extraction, Gas Chromatographic Method ^[10,22] 2) Automated Soxhlet Extraction, Gas Chromatographic/Mass Spectrometric Method ^[25,31]
75	β -HCH	1) Soxhlet Extraction, Gas Chromatographic Method ^[10,22] 2) Automated Soxhlet Extraction, Gas Chromatographic/Mass Spectrometric Method ^[25,31]
76	γ -HCH	1) Soxhlet Extraction, Gas Chromatographic Method ^[10,22] 2) Automated Soxhlet Extraction, Gas Chromatographic/Mass Spectrometric Method ^[25,31]
77	Hexachlorocyclopentadiene	Automated Soxhlet Extraction, Gas Chromatographic/Mass Spectrometric Method ^[25,31]
78	Hexachloroethane	Automated Soxhlet Extraction, Gas Chromatographic/Mass Spectrometric Method ^[25,31]
79	Indeno(1,2,3-cd)pyrene	Automated Soxhlet Extraction, Gas Chromatographic/Mass Spectrometric Method ^[25,31]
80	Isophorone	Automated Soxhlet Extraction, Gas Chromatographic/Mass Spectrometric Method ^[25,31]
81	Lead	1) Digestion, Inductively Coupled Plasma Method ^[7,15] 2) Digestion, Inductively Coupled Plasma/Mass Spectrometric Method ^[7,16]
82	Manganese	1) Digestion, Inductively Coupled Plasma Method ^[7,15] 2) Digestion, Inductively Coupled Plasma/Mass Spectrometric Method ^[7,16]
83	Mercury	1) Digestion, Cold-Vapor Atomic Absorption Spectrometric Method ^[18]



(นางริกาญจน์ จิตสุกุลวิไล)

ผู้อำนวยการกลุ่มมาตรฐานวิธีการวิเคราะห์ทดสอบมลพิษ

และหน่วยงานบังคับการ

2) Thermal...

ลำดับที่	สารมลพิษ	วิธีวิเคราะห์
84	Methanol	2) Thermal Decomposition, Amalgamation, and Atomic Absorption Spectrophotometry ^[19] 3) Digestion, Cold-Vapor Atomic Fluorescence Spectrometric Method ^[20] Equilibrium Headspace, Gas Chromatographic/Mass Spectrometric Method ^[12,24]
85	Methoxychlor	1) Soxhlet Extraction, Gas Chromatographic Method ^[10,22] 2) Automated Soxhlet Extraction, Gas Chromatographic/Mass Spectrometric Method ^[25,31]
86	Methyl Bromide	Purge and Trap, Gas Chromatographic/Mass Spectrometric Method ^[14,24]
87	Methylene Chloride	Purge and Trap, Gas Chromatographic/Mass Spectrometric Method ^[14,24]
88	2-methylphenol	Automated Soxhlet Extraction, Gas Chromatographic/Mass Spectrometric Method ^[25,31]
89	2-Methylnaphthalene	Automated Soxhlet Extraction, Gas Chromatographic/Mass Spectrometric Method ^[25,31]
90	Methyl tert-Butyl Ether	Purge and Trap, Gas Chromatographic/Mass Spectrometric Method ^[14,24]
91	Naphthalene	Automated Soxhlet Extraction, Gas Chromatographic/Mass Spectrometric Method ^[25,31]
92	Nickel	1) Digestion, Inductively Coupled Plasma Method ^[7,15] 2) Digestion, Inductively Coupled Plasma/Mass Spectrometric Method ^[7,16]
93	Nitrobenzene	Automated Soxhlet Extraction, Gas Chromatographic/Mass Spectrometric Method ^[25,31]
94	N-Nitrosodiphenylamine	Automated Soxhlet Extraction, Gas Chromatographic/Mass Spectrometric Method ^[25,31]
95	N-Nitrosodi-n-propylamine	Automated Soxhlet Extraction, Gas Chromatographic/Mass Spectrometric Method ^[25,31]
96	Polychlorinated biphenyls (PCBs) - Aroclor 1016 - Aroclor 1221 - Aroclor 1232	1) Soxhlet Extraction, Gas Chromatographic Method ^[10,23] 2) Automated Soxhlet Extraction, Gas Chromatographic Method ^[23,32]

วิฑูรย์

(นางริกาญจน์ ฉัตรสกุลวิไล)

- Aroclor 1242...

ลำดับที่	สารมลพิษ	วิธีวิเคราะห์
	<ul style="list-style-type: none"> - Aroclor 1242 - Aroclor 1248 - Aroclor 1254 - Aroclor 1260 - 2-Chlorobiphenyl - 2,2',3,5'-Tetrachlorobiphenyl - 2,2',5,5'-Tetrachlorobiphenyl - 2,3',4,4'-Tetrachlorobiphenyl - 2,2',3,4,5'-Pentachlorobiphenyl - 2,2',4,5,5'-Pentachlorobiphenyl - 2,3,3',4',6-Pentachlorobiphenyl - 2,2',3,4,4',5'-Hexachlorobiphenyl - 2,2',3,4,5,5'-Hexachlorobiphenyl - 2,2',3,5,5',6-Hexachlorobiphenyl - 2,2',4,4',5,5'-Hexachlorobiphenyl - 2,2',3,3',4,4',5-Heptachlorobiphenyl - 2,2',3,4,4',5,5'-Heptachlorobiphenyl - 2,2',3,4,4',5',6-Heptachlorobiphenyl - 2,2',3,4',5,5',6-Heptachlorobiphenyl - 2,2',3,3',4,4',5,5',6-Nonachlorobiphenyl 	
97	Pentachlorophenol	Automated Soxhlet Extraction, Gas Chromatographic/Mass Spectrometric Method ^[25,31]
98	Phenanthrene	Automated Soxhlet Extraction, Gas Chromatographic/Mass Spectrometric Method ^[25,31]
99	Phenol	Automated Soxhlet Extraction, Gas Chromatographic/Mass Spectrometric Method ^[25,31]
100	Pyrene	Automated Soxhlet Extraction, Gas Chromatographic/Mass Spectrometric Method ^[25,31]

วิกรม

(นางริกาญจน์ ฉัตรสกุลวิไล)

ผู้อำนวยการกลุ่มมาตรฐานวิธีการวิเคราะห์ทดสอบมลพิษ
และทะเบียนห้องปฏิบัติการ

101 Selenium...

ลำดับที่	สารมลพิษ	วิธีวิเคราะห์
101	Selenium	1) Digestion, Inductively Coupled Plasma Method ^[7,15] 2) Digestion, Inductively Coupled Plasma/ Mass Spectrometric Method ^[7,16]
102	Silver	1) Digestion, Inductively Coupled Plasma Method ^[7,15] 2) Digestion, Inductively Coupled Plasma/ Mass Spectrometric Method ^[7,16]
103	Styrene	Purge and Trap, Gas Chromatographic/ Mass Spectrometric Method ^[14,24]
104	1,1,2,2-Tetrachloroethane	Purge and Trap, Gas Chromatographic/ Mass Spectrometric Method ^[14,24]
105	Tetrachloroethylene	Purge and Trap, Gas Chromatographic/ Mass Spectrometric Method ^[14,24]
106	Toluene	Purge and Trap, Gas Chromatographic/ Mass Spectrometric Method ^[14,24]
107	Toxaphene	1) Soxhlet Extraction, Gas Chromatographic Method ^[10,22] 2) Automated Soxhlet Extraction, Gas Chromatographic/ Mass Spectrometric Method ^[25,31]
108	TPH (C ₅ -C ₈)	Purge and Trap, Gas Chromatographic/ Mass Spectrometric Method ^[14,24]
109	TPH (C ₈ - C ₁₆)	1) Solvent Extraction, Gas Chromatographic Method ^[11,21] 2) Automated Soxhlet Extraction, Gas Chromatographic Method ^[21,31]
110	TPH (C ₁₆ - C ₃₅)	1) Solvent Extraction, Gas Chromatographic Method ^[11,21] 2) Automated Soxhlet Extraction, Gas Chromatographic Method ^[21,31]
111	1,2,4-Trichlorobenzene	Purge and Trap, Gas Chromatographic/ Mass Spectrometric Method ^[14,24]
112	1,1,1-Trichloroethane	Purge and Trap, Gas Chromatographic/ Mass Spectrometric Method ^[14,24]
113	1,1,2-Trichloroethane	Purge and Trap, Gas Chromatographic/ Mass Spectrometric Method ^[14,24]
114	Trichloroethylene	Purge and Trap, Gas Chromatographic/ Mass Spectrometric Method ^[14,24]
115	2,4,5-Trichlorophenol	Automated Soxhlet Extraction, Gas Chromatographic/ Mass Spectrometric Method ^[25,31]

วิมล

116 2,4,6-Trichlorophenol...


(นางริกาญจน์ ฉัตรสกุลวิไล)

ผู้อำนวยการกลุ่มมาตรฐานวิธีการวิเคราะห์ทดสอบมลพิษ

ลำดับที่	สารมลพิษ	วิธีวิเคราะห์
116	2,4,6-Trichlorophenol	Automated Soxhlet Extraction, Gas Chromatographic/ Mass Spectrometric Method ^[25,31]
117	1,3,5-Trimethylbenzene	Purge and Trap, Gas Chromatographic/ Mass Spectrometric Method ^[14,24]
118	Vanadium	1) Digestion, Inductively Coupled Plasma Method ^[7,15] 2) Digestion, Inductively Coupled Plasma/ Mass Spectrometric Method ^[7,16]
119	Vinyl Acetate	Purge and Trap, Gas Chromatographic/ Mass Spectrometric Method ^[14,24]
120	Vinyl Chloride	Purge and Trap, Gas Chromatographic/ Mass Spectrometric Method ^[14,24]
121	m-Xylene	Purge and Trap, Gas Chromatographic/ Mass Spectrometric Method ^[14,24]
122	o-Xylene	Purge and Trap, Gas Chromatographic/ Mass Spectrometric Method ^[14,24]
123	p-Xylene	Purge and Trap, Gas Chromatographic/ Mass Spectrometric Method ^[14,24]
124	Xylene (Total)	Purge and Trap, Gas Chromatographic/ Mass Spectrometric Method ^[14,24]
125	Zinc	1) Digestion, Inductively Coupled Plasma Method ^[7,15] 2) Digestion, Inductively Coupled Plasma/ Mass Spectrometric Method ^[7,16]

เอกสารอ้างอิง

- กระทรวงอุตสาหกรรม. ประกาศกระทรวงอุตสาหกรรม, พ.ศ. 2548. เรื่อง การกำจัดสิ่งปฏิกูลหรือวัสดุที่ไม่ใช้แล้ว.ราชกิจจานุเบกษา. 25 มกราคม 2549. เล่มที่ 123 ตอนพิเศษ 11ง.
- กระทรวงอุตสาหกรรม. ประกาศกระทรวงอุตสาหกรรม, พ.ศ. 2549. เรื่อง กำหนดค่าปริมาณเขม่าควันที่เจือปนในอากาศที่ระบายออกจากปล่องของหม้อน้ำโรงสีข้าวที่ใช้กลบเป็นเชื้อเพลิง.ราชกิจจานุเบกษา. 4 ธันวาคม 2549. เล่มที่ 123 ตอนพิเศษ 125ง.
- สมาคมวิศวกรรมสิ่งแวดล้อมแห่งประเทศไทย. คู่มือวิเคราะห์น้ำเสีย. พิมพ์ครั้งที่ 4. กรุงเทพฯ: เรือนแก้วการพิมพ์, 2547.
- APHA, AWWA, WEF. Standard Methods for the Examination of Water and Wastewater. 23rd ed. Washington, DC: APHA, 2017.
- United States Environmental Protection Agency. Standards of Performance for New Stationary Sources. 40 CFR 60. Appendix A, 2019.
- United States Environmental Protection Agency. Test Methods for Evaluation Solid Waste Physical/Chemical Methods. SW-846, 1997.


 (นางริกาญจน์ จิตรสกุลวิไล)
 ผู้อำนวยการกลุ่มมาตรฐานวิธีการวิเคราะห์ทดสอบมลพิษ

7. United States...

20. United States Environmental Protection Agency. Test Methods for Evaluation Solid Waste Physical/Chemical Methods. Mercury in Sediment and Tissue Sample by Atomic Fluorescence Spectrometry. SW-846 Method 7474, 2007.

21. United States Environmental Protection Agency. Test Methods for Evaluation Solid Waste Physical/Chemical Methods. Nonhalogenated Organics Using GC/FID. SW-846 Method 8015B, 1996.

22. United States Environmental Protection Agency. Test Methods for Evaluation Solid Waste Physical/Chemical Methods. Organochlorine Pesticides by Gas Chromatography. SW-846 Method 8081B, 2007.

23. United States Environmental Protection Agency. Test Methods for Evaluation Solid Waste Physical/Chemical Methods. Polychlorinated Biphenyls (PCBs) by Gas Chromatography. SW-846 Method 8082, 1996.

24. United States Environmental Protection Agency. Test Methods for Evaluation Solid Waste Physical/Chemical Methods. Volatile Organic Compounds by Gas Chromatography/Mass Spectrometry (GC/MS). SW-846 Method 8260D, 2018.

25. United States Environmental Protection Agency. Test Methods for Evaluation Solid Waste Physical/Chemical Methods. Semivolatile Organic Compounds by Gas Chromatography/Mass Spectrometry (GC/MS). SW-846 Method 8270E, 2018.

26. United States Environmental Protection Agency. Test Methods for Evaluation Solid Waste Physical/Chemical Methods. Total and Amenable Cyanide: Distillation SW-846 Method 9010B, 1996.

27. United States Environmental Protection Agency. Test Methods for Evaluation Solid Waste Physical/Chemical Methods. Cyanide Extraction Procedure for Solids and Oil. SW-846 Method 9013A, 1996.

28. United States Environmental Protection Agency. Test Methods for Evaluation Solid Waste Physical/Chemical Methods. Cyanide in Waters and Extracts Using Titrimetric and Manual Spectrophotometric Procedures. SW-846 Method 9014, 2014.

29. United States Environmental Protection Agency. Test Methods for Evaluation Solid Waste Physical/Chemical Methods. pH Electrometric Measurement. SW-846 Method 9040C, 2004.

30. United States Environmental Protection Agency. Test Methods for Evaluation Solid Waste Physical/Chemical Methods. Soil and Waste pH. SW-846 Method 9045D, 2004.

31. United States Environmental Protection Agency. Test Methods for Evaluation Solid Waste Physical/Chemical Methods. Automated Soxhlet Extraction. SW-846 Method 3541, 1994.



(นางริกาญจน์ ฉัตรสกุลวิไล)

ผู้อำนวยการกลุ่มมาตรฐานวิธีการวิเคราะห์ทดสอบมลพิษ
และทะเบียนห้องปฏิบัติการ



ที่ อก ๐๓๑๐(๓)/ ๖๔๗๐

กรมโรงงานอุตสาหกรรม
ถนนพระรามที่ ๖ แขวงทุ่งพญาไท
เขตราชเทวี กรุงเทพฯ ๑๐๔๐๐

๒๔ มิถุนายน ๒๕๖๕

เรื่อง ขันทะเบียนห้องปฏิบัติการวิเคราะห์เอกชน

เรียน กรรมการผู้จัดการ บริษัท เอแอลเอส แลборาทอรี กรุ๊ป (ประเทศไทย) จำกัด

อ้างถึง คำขอขึ้นทะเบียน/ต่ออายุ/เปลี่ยนแปลงบุคลากร และชนิดสารมลพิษของห้องปฏิบัติการวิเคราะห์เอกชน
ลงวันที่ ๒๙ เมษายน ๒๕๖๔

สิ่งที่ส่งมาด้วย เอกสารแนบท้ายหนังสือรับขึ้นทะเบียนห้องปฏิบัติการวิเคราะห์เอกชน

บริษัท เอแอลเอส แลборาทอรี กรุ๊ป (ประเทศไทย) จำกัด จำนวน ๒ แผ่น

ตามหนังสือที่อ้างถึง บริษัท เอแอลเอส แลборาทอรี กรุ๊ป (ประเทศไทย) จำกัด ขอขึ้นทะเบียน
ห้องปฏิบัติการวิเคราะห์เอกชน พร้อมรายชื่อผู้ควบคุมดูแลห้องปฏิบัติการวิเคราะห์ เจ้าหน้าที่ประจำ
ห้องปฏิบัติการวิเคราะห์ และรายการสารมลพิษที่จะทำการวิเคราะห์ ต่อกรมโรงงานอุตสาหกรรม นั้น

กรมโรงงานอุตสาหกรรมพิจารณาแล้ว ให้บริษัท เอแอลเอส แลборาทอรี กรุ๊ป
(ประเทศไทย) จำกัด ขึ้นทะเบียนห้องปฏิบัติการวิเคราะห์เอกชน มีเลขทะเบียน ว-๓๒๓ สถานที่ตั้งเลขที่
๖๑๖/๑๐ หมู่ที่ ๕ ตำบลแม่น้ำคู้ อำเภอลวกแดง จังหวัดระยอง โดยมีองค์ประกอบดังนี้

ก. ผู้ควบคุมดูแลห้องปฏิบัติการวิเคราะห์

- | | | |
|--------------------------|---------------|--------------|
| ๑) นายเดช ช้างชน | ทะเบียนเลขที่ | ว-๓๒๓-ค-๙๔๔๒ |
| ๒) นางวิลาวัลย์ บริรักษ์ | ทะเบียนเลขที่ | ว-๓๒๓-ค-๙๔๔๓ |
| ๓) นายสุพจน์ สลามเต๊ะ | ทะเบียนเลขที่ | ว-๓๒๓-ค-๙๔๔๔ |

ข. เจ้าหน้าที่ประจำห้องปฏิบัติการวิเคราะห์

- | | | |
|---------------------------------|---------------|--------------|
| ๑) นางสาวณฤมล บรรจงกิจ | ทะเบียนเลขที่ | ว-๓๒๓-จ-๙๔๔๕ |
| ๒) นางพจนา สีดา | ทะเบียนเลขที่ | ว-๓๒๓-จ-๙๔๔๖ |
| ๓) นางสาวธนิดา กุลสุริวงศ์ | ทะเบียนเลขที่ | ว-๓๒๓-จ-๙๔๔๗ |
| ๔) นายพิทยา ทองแดง | ทะเบียนเลขที่ | ว-๓๒๓-จ-๙๔๔๘ |
| ๕) นางชลธิชา สุนงข | ทะเบียนเลขที่ | ว-๓๒๓-จ-๙๔๔๙ |
| ๖) ว่าที่ ร.ต.รณชัย ม่วงมา | ทะเบียนเลขที่ | ว-๓๒๓-จ-๙๔๕๐ |
| ๗) นายวรารุณ ทัพพา | ทะเบียนเลขที่ | ว-๓๒๓-จ-๙๔๕๑ |
| ๘) นายศักดิ์รินทร์ จรัสกาย | ทะเบียนเลขที่ | ว-๓๒๓-จ-๙๔๕๒ |
| ๙) นายสุรศักดิ์ สาชิน | ทะเบียนเลขที่ | ว-๓๒๓-จ-๙๔๕๓ |
| ๑๐) นางสาวเพชรคุณ ภาภูตานนท์ | ทะเบียนเลขที่ | ว-๓๒๓-จ-๙๔๕๔ |
| ๑๑) นายสถาพร ถาแก้ว | ทะเบียนเลขที่ | ว-๓๒๓-จ-๙๔๕๕ |
| ๑๒) นายสุทธิดำรงค์ โชคปิตินันท์ | ทะเบียนเลขที่ | ว-๓๒๓-จ-๙๔๕๖ |

๑๓) นายวัลลภ หันไชยเนาว์	ทะเบียนเลขที่	ว-๓๒๓-จ-๙๔๕๗
๑๔) นางสาววนาลี เจริญตระกูล	ทะเบียนเลขที่	ว-๓๒๓-จ-๙๔๕๘
๑๕) นางสาวนิตา ผดุงจิตต์	ทะเบียนเลขที่	ว-๓๒๓-จ-๙๔๕๙
๑๖) นายธนะสิทธิ์ วงศ์ไชย	ทะเบียนเลขที่	ว-๓๒๓-จ-๙๔๖๐
๑๗) นายชัยนุสรณ์ เลิศนันทกุลชัย	ทะเบียนเลขที่	ว-๓๒๓-จ-๙๔๖๑
๑๘) นายสัจจา เพ็ชรแสง	ทะเบียนเลขที่	ว-๓๒๓-จ-๙๔๖๒
๑๙) นายกันตภณ มณีสัมพันธ์	ทะเบียนเลขที่	ว-๓๒๓-จ-๙๔๖๓
๒๐) นางสาวจันทนีย์ โกเมนชนะ	ทะเบียนเลขที่	ว-๓๒๓-จ-๙๔๖๔
๒๑) นายธารินทร์ อ็อกจินดา	ทะเบียนเลขที่	ว-๓๒๓-จ-๙๔๖๕
๒๒) นายศุภณัฐ พิสัยพันธ์	ทะเบียนเลขที่	ว-๓๒๓-จ-๙๔๖๖
๒๓) นายศุภชัย วงศ์สุริย์ฉาย	ทะเบียนเลขที่	ว-๓๒๓-จ-๙๔๖๗
๒๔) นายปฐมพงศ์ กรสวัสดิ์	ทะเบียนเลขที่	ว-๓๒๓-จ-๙๔๖๘
๒๕) นายไสว ตันโพธิ์	ทะเบียนเลขที่	ว-๓๒๓-จ-๙๔๖๙
๒๖) นางสาวกิตติยา สัญญาอริยาภรณ์	ทะเบียนเลขที่	ว-๓๒๓-จ-๙๔๗๐
๒๗) นางสาวเจษฎาพร ศรีบุญเรือง	ทะเบียนเลขที่	ว-๓๒๓-จ-๙๔๗๑
๒๘) นางสาวมธุรินทร์ สิงห์เงา	ทะเบียนเลขที่	ว-๓๒๓-จ-๙๔๗๒
๒๙) นางสาวธิดารัตน์ ศิริมังคะโร	ทะเบียนเลขที่	ว-๓๒๓-จ-๙๔๗๓
๓๐) นายพิพัฒน์ นิภัทร์เศรษฐ์	ทะเบียนเลขที่	ว-๓๒๓-จ-๙๔๗๔
๓๑) นายศิริวิทย์ เรืองสม	ทะเบียนเลขที่	ว-๓๒๓-จ-๙๔๗๕
๓๒) นายปารามศ สัตยาคุณ	ทะเบียนเลขที่	ว-๓๒๓-จ-๙๔๗๖
๓๓) นายนฤนาท ธรรมสโร	ทะเบียนเลขที่	ว-๓๒๓-จ-๙๔๗๗
๓๔) นางสาวศุภรัตน์ โสจันทร์	ทะเบียนเลขที่	ว-๓๒๓-จ-๙๔๗๘
๓๕) นายพชรกร อินทรเสนา	ทะเบียนเลขที่	ว-๓๒๓-จ-๙๔๗๙
๓๖) นายทิวากร เชื้อมาก	ทะเบียนเลขที่	ว-๓๒๓-จ-๙๔๘๐
๓๗) นายอนุรักษ์ ทองขจรศักดิ์	ทะเบียนเลขที่	ว-๓๒๓-จ-๙๔๘๑
๓๘) นายอภิชาติ วิชาศ	ทะเบียนเลขที่	ว-๓๒๓-จ-๙๔๘๒
๓๙) นายจรัสระวี ศรีรักษา	ทะเบียนเลขที่	ว-๓๒๓-จ-๙๔๘๓
๔๐) นายประสานมิตร เชื้อนเพชร	ทะเบียนเลขที่	ว-๓๒๓-จ-๙๔๘๔
๔๑) นายภาณุวัฒน์ วังบง	ทะเบียนเลขที่	ว-๓๒๓-จ-๙๔๘๕
๔๒) นายสันติ ชัยชนะ	ทะเบียนเลขที่	ว-๓๒๓-จ-๙๔๘๖
๔๓) นายสิทธิชัย แก้วเกตุ	ทะเบียนเลขที่	ว-๓๒๓-จ-๙๔๘๗
๔๔) นายทินกร กุลชาติ	ทะเบียนเลขที่	ว-๓๒๓-จ-๙๔๘๘

ค. ขอบข่ายสารมลพิษที่ได้รับขึ้นทะเบียนให้วิเคราะห์ในน้ำเสีย จำนวน ๑๔ รายการ
 อากาศเสีย (ปล่องระบาย) จำนวน ๗ รายการ และน้ำใต้ดิน จำนวน ๓ รายการ รวมทั้งสิ้นจำนวน ๒๔ รายการ
 ตามสิ่งที่ส่งมาด้วย

หนังสือฉบับนี้มีอายุ ๓ ปี นับจากวันที่กรมโรงงานอุตสาหกรรมออกหนังสือ หากประสงค์จะต่ออายุหนังสือรับขึ้นทะเบียนห้องปฏิบัติการวิเคราะห์เอกชน ให้ยื่นคำขอต่ออายุพร้อมเอกสารประกอบคำขอต่อกรมโรงงานอุตสาหกรรมภายใน ๓๐ วัน ก่อนวันสิ้นอายุของหนังสือรับขึ้นทะเบียนห้องปฏิบัติการวิเคราะห์เอกชน ซึ่งคำขอต่ออายุดังกล่าวขอรับได้ที่กรมโรงงานอุตสาหกรรม

จึงเรียนมาเพื่อทราบ

ขอแสดงความนับถือ



(นางจินดา เตชะศรีนทร์)

ผู้อำนวยการกองวิจัยและเตือนภัยมลพิษโรงงาน
ปฏิบัติราชการแทนอธิบดีกรมโรงงานอุตสาหกรรม

๒๘ มิ.ย. ๒๕๖๔

กองวิจัยและเตือนภัยมลพิษโรงงาน

ศูนย์วิจัยและเตือนภัยมลพิษโรงงานภาคตะวันออก

โทร. ๐ ๓๘๐๕ ๗๒๖๑-๓

ไปรษณีย์อิเล็กทรอนิกส์ eirw@diw.mail.go.th

เอกสารแนบท้ายหนังสือรับขึ้นทะเบียนห้องปฏิบัติการวิเคราะห์เอกชน

บริษัท เอแอลเอส แลบบอราทอรี กรุ๊ป (ประเทศไทย) จำกัด เลขทะเบียน ว-๓๒๓

ที่ ออก ๐๓๑๐(๓)/

๖๔๗๐

ลงวันที่

๒๘

มิถุนายน

๒๕๖๔

ขอขยาสารมลพิษที่ได้รับขึ้นทะเบียนจากกรมโรงงานอุตสาหกรรม จำนวน ๒๔ รายการ
น้ำเสีย จำนวน 14 รายการ

ลำดับที่	สารมลพิษ	วิธีวิเคราะห์
1	Biochemical Oxygen Demand	1) 5-Day BOD Test, Membrane Electrode Method ^[2] 2) 5-Day BOD Test, Azide Modification Method ^[2]
2	Chemical Oxygen Demand	1) Open Reflux, Titrimetric Method ^[2] 2) Closed Reflux, Colorimetric Method ^[2] 3) Closed Reflux, Titrimetric Method ^[2]
3	Color	ADMI Weighted – Ordinate Spectrophotometric Method ^[2]
4	Cyanide	Distillation, Colorimetric Method ^[2]
5	Formaldehyde	Distillation, Colorimetric Method ^[1]
6	Free Chlorine	DPD-Ferrous Titrimetric Method ^[2]
7	Oil and Grease	Liquid-Liquid Partition-Gravimetric Method ^[2]
8	pH	Electrometric Method ^[2]
9	Phenols	1) Distillation, Chloroform Extraction Method ^[2] 2) Distillation, Direct Photometric Method ^[2]
10	Sulfide	ZnS Precipitation, Iodometric Method ^[2]
11	Temperature	Laboratory and Field Method ^[2]
12	Total Dissolved Solids	Dried at 180 °C ^[2]
13	Total Kjeldahl Nitrogen	Semi-Micro Kjeldahl Method ^[2]
14	Total Suspended Solids	Dried at 103-105 °C ^[2]

อากาศเสีย (ปล่อยระบาย) จำนวน 7 รายการ

ลำดับที่	สารมลพิษ	วิธีวิเคราะห์
1	Carbon Monoxide	1) Sampling Bag, Non-Dispersive Infrared Method ^[5] 2) Instrumental Analyzer Method ^[8]
2	Hydrogen Sulfide	Absorption Sampling, Iodometric Method ^[5]
3	Opacity	Ringelmann's Method ^[3,4]
4	Oxide of Nitrogen	1) Absorption Sampling, Phenoldisulfonic Acid Method ^[6] 2) Instrumental Analyzer Method ^[9]
5	Sulfur Dioxide	1) Absorption Sampling, Barium-Thorin Titrimetric Method ^[5] 2) Instrumental Analyzer Method ^[10]

วิภา สัมฤทธิ์ผล

(นางสาววิชุดา สัมฤทธิ์ผล)

ผู้อำนวยการ

ศูนย์วิจัยและเตือนภัยมลพิษโรงงานภาคตะวันออก

Sulfuric Acid...

ลำดับที่	สารมลพิษ	วิธีวิเคราะห์
6	Sulfuric Acid	Isokinetic Sampling, Barium – Thorin Titrimetric Method ^[6]
7	Total Suspended Particulate	Isokinetic Sampling, Gravimetric Method ^[7]

น้ำใต้ดิน จำนวน 3 รายการ

ลำดับที่	สารมลพิษ	วิธีวิเคราะห์
1	Cyanide	Distillation, Colorimetric Method ^[2]
2	pH	Electrometric Method ^[2]
3	Phenols	Distillation, Direct Photometric Method ^[2]

เอกสารอ้างอิง

1. ธงชัย พรธนะสวัสดิ์ และวิบูลย์ลักษณ์ วิสุมธิดักดิ์, บรรณาธิการ. (2547) คู่มือวิเคราะห์น้ำเสีย. พิมพ์ครั้งที่ 4. กรุงเทพฯ: สมาคมวิศวกรรมสิ่งแวดล้อมแห่งประเทศไทย.

2. APHA, AWWA, WEF. Standard Methods for the Examination of Water and Wastewater. 23rd ed. Washington, DC : APHA, 2017

3. กระทรวงอุตสาหกรรม. ประกาศกระทรวงอุตสาหกรรม, พ.ศ. 2549. เรื่อง กำหนดค่าปริมาณเขม่าควันที่เจือปนในอากาศที่ระบายออกจากปล่องของหม้อน้ำโรงสีข้าวที่ใช้เกลบเป็นเชื้อเพลิง.

ราชกิจจานุเบกษา. 4 ธันวาคม 2549. เล่มที่ 123 ตอนพิเศษ 125ง.

4. กระทรวงอุตสาหกรรม. ประกาศกระทรวงอุตสาหกรรม, พ.ศ. 2549. เรื่อง กำหนดค่าปริมาณเขม่าควันที่เจือปนในอากาศที่ระบายออกจากปล่องของของหม้อน้ำของโรงงาน.

ราชกิจจานุเบกษา. 4 ธันวาคม 2549. เล่มที่ 123 ตอนพิเศษ 125ง.

5. United States Environmental Protection. Standards of Performance for New Stationary Sources. 40 CFR 60. Appendix A, 2017.

6. United States Environmental Protection. Standards of Performance for New Stationary Sources. 40 CFR 60. Appendix A, 2019.

7. United States Environmental Protection. Standards of Performance for New Stationary Sources. 40 CFR 60. Appendix A, 2020.

8. United States Environmental Protection Agency. Determination of Carbon Monoxide Emissions from Stationary Sources; Instrumental Analyzer Procedure. 40 CFR 60. Appendix A Method 10, 2017.

9. United States Environmental Protection Agency. Determination of Oxide of Nitrogen Emissions from Stationary Sources; Instrumental Analyzer Procedure. 40 CFR 60. Appendix A Method 7E, 2019.

10. United States Environmental Protection Agency. Determination of Sulfur Dioxide Emissions from Stationary Sources; Instrumental Analyzer Procedure. 40 CFR 60. Appendix A Method 6C, 2017.

วิภา สัมฤทธิ์ผล

(นางสาววิชุดา สัมฤทธิ์ผล)

ผู้อำนวยการ

ศูนย์วิจัยและเตือนภัยมลพิษโรงงานภาคตะวันออก



บริษัท เอแอลเอส แลборาทอรี กรุ๊ป (ประเทศไทย) จำกัด

104 ซอยพัฒนาการ 40 ถนนพัฒนาการ แขวงพัฒนาการ เขตสวนหลวง กรุงเทพฯ 10250

โทรศัพท์ 0-2760-3000 โทรสาร 0-2760-3197

www.alsglobal.com